







Your building is alive.

USGBC
Headquarters



LEED Score

Energy

Water

Waste

Transportation

Human
Experience

Survey

Data Input

2101 L Street NW
Washington DC, 20037

Logout

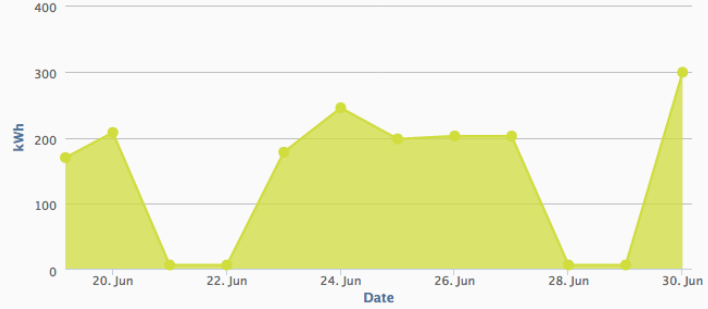
HVAC-6th flr South

[add reading](#)

[delete meter](#)

Period Start Date 06-19 06-20 06-21 06-22 06-23 06-24 06-25 06-26 06-27 06-28 06-29 06-30

kWh 169.1 207. 7.25 7.31 178.1 245. 198. 202. 202. 7.31 7.18 298.



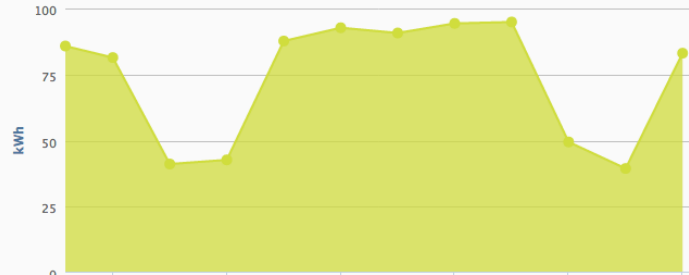
Lights HV-5th flr North

[add reading](#)

[delete meter](#)

Period Start Date 06-19 06-20 06-21 06-22 06-23 06-24 06-25 06-26 06-27 06-28 06-29 06-30

kWh 85.7 81.4 41.15 42.7 87.6 92.7 90.7 94.3 94.9 49.5 39.4 83.0





LEED Score

Energy

Water

Waste

Transportation

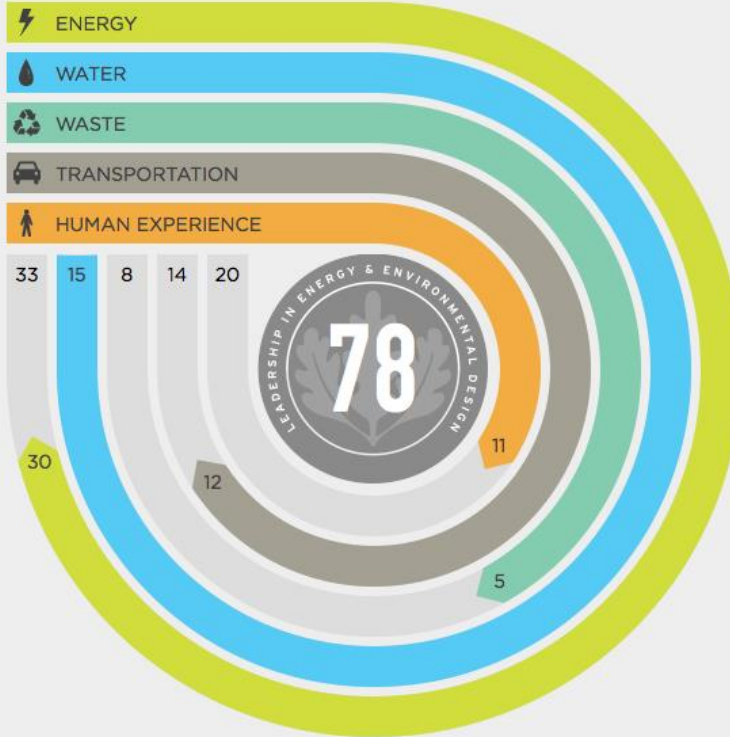
Human Experience

Survey

Data Input

2101 L Street NW
Washington, DC 20037

Logout



The image shows a low-angle view of a high-voltage electrical substation. The scene is dominated by a complex network of metal lattice towers, cross-arms, and insulators. Several large, cylindrical insulators are visible, supporting thick power lines. The background is a clear, bright blue sky. Overlaid in the center of the image is the logo for PEXER. The logo consists of the letters 'P', 'E', 'X', 'E', and 'R' in a bold, blue, sans-serif font. The 'X' is stylized, with two horizontal bars that cross each other in the middle, creating a central void. The overall composition suggests a focus on energy, infrastructure, and technology.

PEXER

PEER is a dynamic, adaptive rating process designed to measure and improve sustainable power system performance



GLOBAL
REGIONAL
LOCAL

**SAFE
HEALTHY
INCLUSIVE
SMART
PRODUCTIVE
EFFICIENT
EQUITABLE
SUSTAINABLE
RESPONSIVE
RESILIENT**

