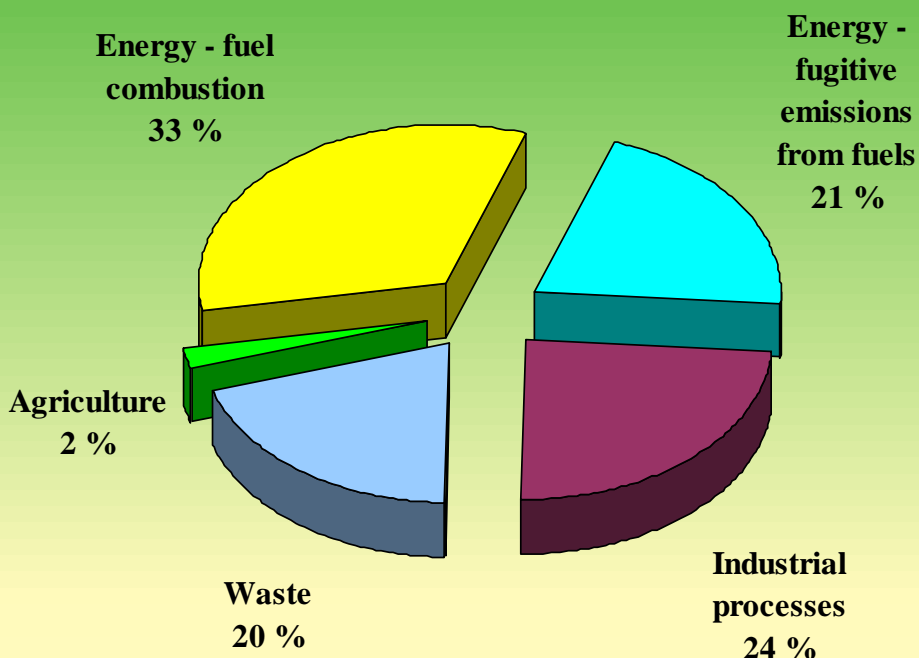


JOINT IMPLEMENTATION PROJECTS IN UKRAINE



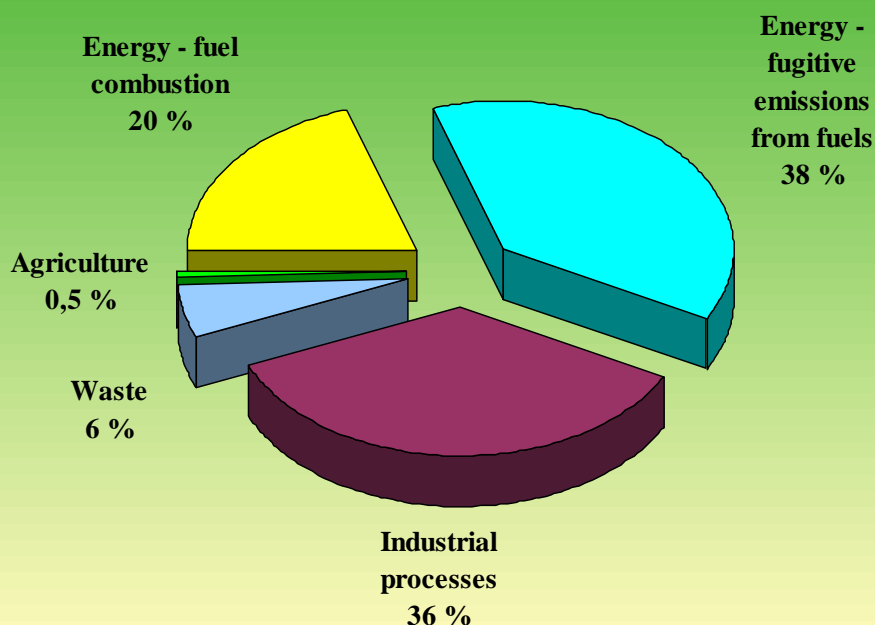
The State Environmental Investment Agency
of Ukraine
2011

Number of JI projects by sectors/source categories



As of November 1, 2011 SEIA's electronic data base lists 243 JI projects that have received Letters of Endorsement. Estimated GHG emission reductions during the first commitment period of the Kyoto Protocol under these JI projects are 260,6 million tones CO₂ eq. The number of JI projects by sectors/source categories and estimated GHG emission reductions by sectors/source categories during the first commitment period of the Kyoto Protocol are represented in following diagrams.

Estimated GHG emission reductions by sectors/source categories



At the moment there are 105 JI projects out of 243 that had developed PDDs, passed through determination procedure and were issued Letters of Approval. Estimated GHG emission reductions during the first commitment period of the Kyoto Protocol under these JI projects are 159,2 million tones CO₂ eq.

During 2008-2011 65 JI projects have been deemed final by the SEIA under Track 1 and 17 JI projects by Track 2. According to project owner's requests and subject to registered documents, SEIA had carried out electronic transactions to foreign buyers in the amount of 92 260 427 carbon units (among them 29 591 679 AAUs and 62 668 748 ERUs) under 72 JI projects. At the moment there are about 130 million of ERUs issued in the world. Thus almost 50 % of all ERUs are of Ukrainian origin.

Dynamics of JI projects preparation and implementation in Ukraine

Year	Number of endorsements issued	Number of approvals issued	Number of projects registered in UNFCCC		Number of carbon units issued by the projects	
			Track 1	Track 2	AAUs	ERUs
2004	14	0	0	0	0	0
2005	1	0	0	0	0	0
2006	30	5	0	0	0	0
2007	33	7	0	0	0	0
2008	34	9	5	2	2 586 512	0
2009	45	10	4	4	2 155 683	3 238 322
2010	41	31	16	9	4 319 207	11 286 616
2011*	45	43	40	2	20 530 277	48 143 810
Total	243	105	65	17	29 591 679	62 668 748

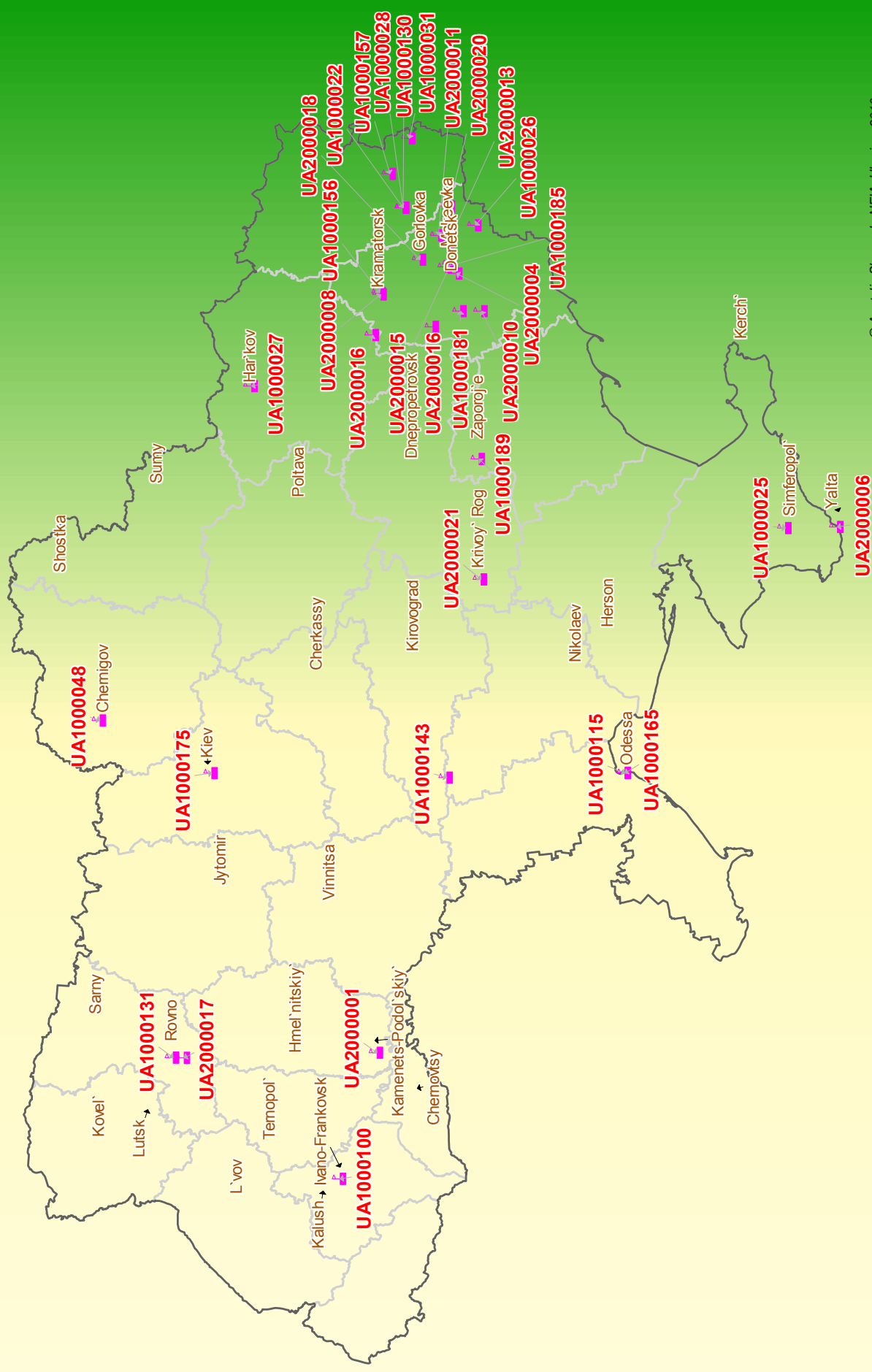
*) As of November 1, 2011

Status of JI host countries

#	Host country of JI projects	Number of projects registered in UNFCCC*		
		Track 1	Track 2	Total
1	Czech Republic	85	0	85
2	Ukraine	65	17	82
3	Russia	26	1	27
4	Bulgaria	22	1	23
5	Germany	21	0	21
6	France	17	0	17
7	Poland	17	0	17
8	Romania	14	1	15
9	Lithuania	0	13	13
10	Estonia	12	0	12
11	Hungary	11	0	11
12	New Zealand	7	0	7
13	Spain	3	0	3
14	Finland	3	0	3
Total		303	33	336

*) As of November 1, 2011

Location of registered JI projects in Ukraine



Examples of operational JI projects

project ID UA1000100:
*Ivano-Frankivsk Cement Switch from Wet-to-Dry Cement
and Fuel Savings for Coal Drying*



New horizontal rotary dry kiln



New cyclone pre-calciner


project ID UA1000130: *Installation of a New Waste
Heat Recovery System in Alchevsk Coke Plant*



Old coke wet quenching system



New coke dry quenching system



Examples of operational JI projects

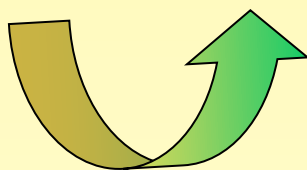
project ID UA1000115:
*Reduction of Natural Gas Emissions at
OJSC "Odesagas" Gate Stations
and Gas Distribution Networks*



Old shut-off and regulating valves



New shut-off and regulating valves



More detailed information about Ukrainian JI projects
is available on the following web-sites:

www.ji.unfccc.int

www.neia.gov.ua

www.carbonunitsregistry.gov.ua

State Environmental Investment Agency of Ukraine
Kyiv 03035, 35, Urytskogo str.
Tel +380 44 594-91-11, Fax +380 44 594-91-15
Web: www.neia.gov.ua, Mail: info.neia@gmail.com