

Just Energy Transition in Central Europe

Digital Challenge Mapping for Just Energy Transition central Europe

Interreg
CENTRAL EUROPE



Co-funded by
the European Union

JETforCE



INTERNATIONAL ASSOCIATION
FOR THE ADVANCEMENT
OF INNOVATIVE APPROACHES
TO GLOBAL CHALLENGES

Presentation at the IAAI Digital Innovation Pavilion
UN Climate Conference COP28, Dubai, 12 December 2023



Involving citizens for a just transition

With increasing energy prices, social aspects of the green energy transition have moved into focus. There is broad consensus that the transition has to be just and fair. Ideally, future energy policies and investments are co-created with citizens. The JETforCE project helps regions to better involve their citizens digitally. The partnership tests and validates two novel solutions for digital citizen engagement in policy-making and to evaluate technologies through a “just transition lense”.

interreg-central.eu/projects/jetforce

Interreg
CENTRAL EUROPE



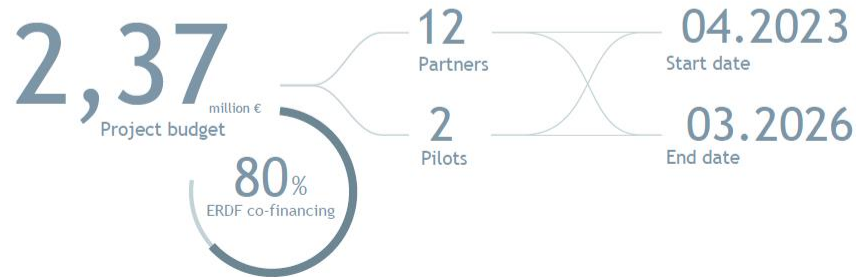
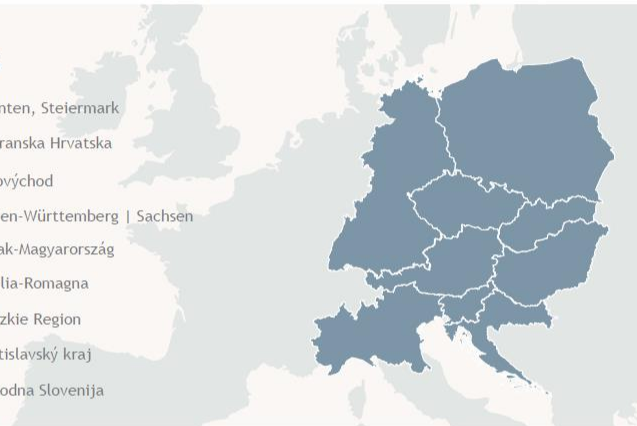
Co-funded by
the European Union

JETforCE



COUNTRIES & REGIONS

AUSTRIA	Kärnten, Steiermark
CROATIA	Jadranska Hrvatska
CZECHIA	Jihovýchod
GERMANY	Baden-Württemberg Sachsen
HUNGARY	Észak-Magyarország
ITALY	Emilia-Romagna
POLAND	Lodzkie Region
SLOVAKIA	Bratislavský kraj
SLOVENIA	Vzhodna Slovenija



Information based on application form | December 2022

Why Global Challenges Mapping Important

1. Energy Transition
2. Strategic Planning and Resource Allocation
3. Facilitates Collaboration
4. Citizen Engagement and Voice of Citizen
5. Raises Awareness
6. Impact Assessment and Bottom-up Approach
7. Education and Engagement



COP28
UAE

NOV30 - DEC12
2023

DIGITAL INNOVATION PAVILION

HOSTS



Climate Chain
Coalition

CO-HOSTS



LEAD PARTNERS



12/11/2023

PARTNERS

IAAI Pavilion: Great Opportunity



P2023

CoP28: Various Sessions and Press Conference



PRESS 2
12/11/2023



Next Milestone

- IOS and Android version
- Launching the IAAI app during JETforCE event in Germany
- Utilizing it in 12 JETforCE partners



International Association for the Advancement of Innovative Approaches to Global Challenges IAAI

- IAAI is a youth focused, UN accredited, not-for profit civil society organisation.
- Goal: empower everyone everywhere to engage in collaborative action for the local and global common good, with culture, technology and social innovation, in alignment with UN SDGs.
- Awareness raising, capacity building and citizen and youth engagement programs. Promotion of climate friendly lifestyles and citizen science supporting digital tools.
- Strong data and impact driven approach to citizen engagement, as a pre-requisite for innovative climate action incentive mechanisms.

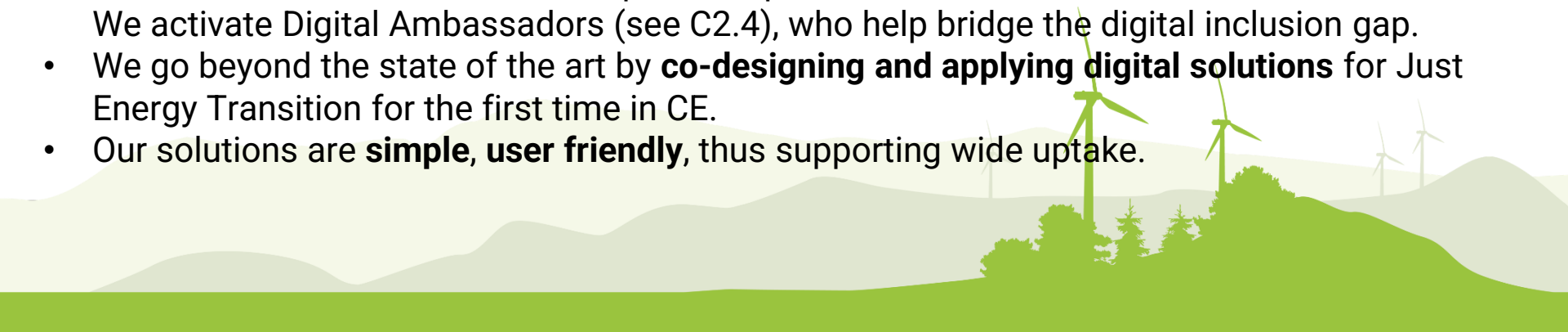


Challenges Mapping:

The Digital Challenge Mapping (see section C2.2) is a digital, bottom-up tool, with block chain technology, where citizens identify local climate challenges.

C.2.2 How does the project tackle identified challenges and needs and what is new about the approach of your project? (*JETforCE Application form, page 88*)

- “Challenge Mapping” is a youth led framework (**app** and connected **database**, using **block-chain technology**), where a **challenge reporting data structure** assesses climate transition initiatives in a given area and identifies potentially adverse effects on vulnerable communities. In JETforCE, we adapt this experimental tool to CE and extend it to all citizens. We activate Digital Ambassadors (see C2.4), who help bridge the digital inclusion gap.
- We go beyond the state of the art by **co-designing and applying digital solutions** for Just Energy Transition for the first time in CE.
- Our solutions are **simple, user friendly**, thus supporting wide uptake.



Challenges Mapping Tool Delivery timeline:

JETforCE

- Follow-up protocol to the Miskolc interactive session (email, 17 May)
- 1st Challenges Mapping Workshop (Co-creation activity) 1st of June 2023
- 2nd Challenges Mapping Workshop (Co-creation activity) 20th June 2023
- Outline (draft menus, survey questions and app design) of the tool by end of June
- Programming of the tool July & August (with the help of RMIT University and Portsmouth University staff and students)
- Presentation of the tool for Pilot activities at the PP meeting in Bologna in Sept & test run of a “Energy challenges mapping” exercise with JETforCE partners (as foreseen for the Miskolc workshop)
- Launch of the pilot (WP 2) at the UN Climate Conference COP28 in Dubai in December 2023 at the [IAAI Digital innovation pavilion](#)

The main title 'Global Challenges Mapping' is centered on the slide. It is written in a large, white, bold, sans-serif font. The background of the slide is a dark green map of the world with several pushpins and a circular highlight.

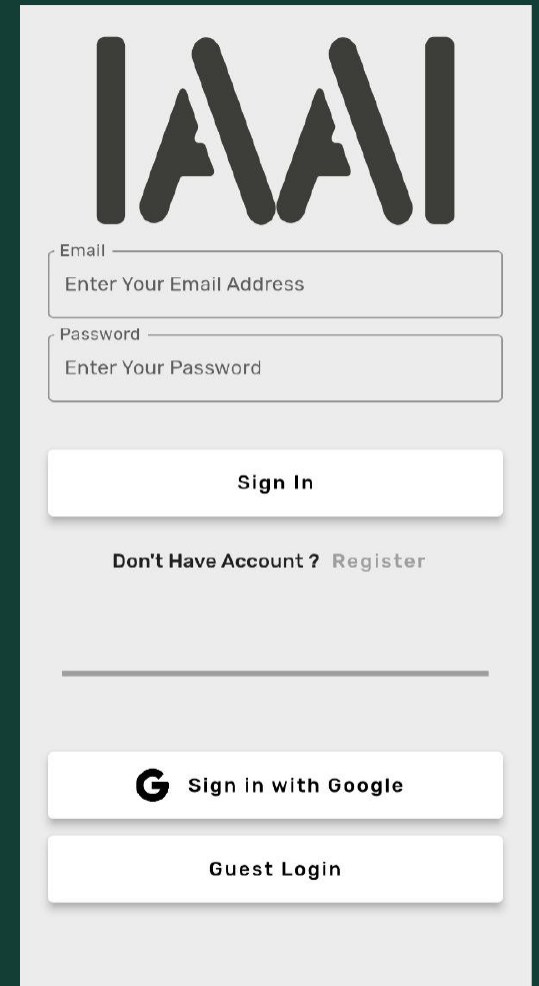
Login Page

- Login Process for Registered Users:

1. If you've registered before, locate the login form at the center of the page.
2. Enter your registered email and password into the designated fields.
3. Click the "Sign In" button to access your account.

- Login Alternatives:

4. You can also log in using Google: Just click the "Login with Google" button.
5. If you're in a hurry, you can continue as a guest user by selecting the "Continue as Guest" option.



IAWAI

Email


Enter Your Email Address

Password

Enter Your Password

Sign In

[Don't Have Account? Register](#)

 **Sign in with Google**

Guest Login

Home Page

The Home page displays a chronological list of challenge reports, making it easy to track issues and their status.

You Can See Reported Challenges By Type :

Challenges ... ▾

Citizen Engagement

 Pouria Parvizi

Hey, as I was walking down the street, I noticed that the sidewalk in ... [See more](#)

 2023-09-01  Wien  1  1



   Home

Challenge Page

1. At the top of the page, you'll find a gallery of images related to the challenge. These images provide visual context for the challenge.
2. Below the image gallery, you'll see the category of the challenge. This categorization helps users quickly understand the challenge's theme or topic. Also can find information about the user who reported the challenge, such as their username, profile picture, location, and date.
3. Challenge description to understand the issue or task at hand.



Citizen Engagement

Bischoffgasse 10, 1120 Wien, Austria



Pouria Parvizi 📅 2023-09-01 📍 Wien

Hey, as I was walking down the street, I noticed that the sidewalk in front of the school was pretty beat up. There were cracks all over the place and some pieces were even missing. It made me worry about people's safety, especially if they tripped and fell. I think the city should really focus more on maintaining the sidewalks to make sure everyone stays safe and happy while walking around.

Damaged sidewalks not only pose a risk of injury but also create accessibility

Challenge Page

4. Vote Section allows users participating in the challenge to vote on its priority or relevance. Voting helps determine the importance of the challenge within the community.

note: Users who participate in voting will earn tokens. These tokens can be used for various purposes within the application.

5. If a user wants to add their insights, suggestions, or comments regarding the challenge, they can simply scroll down to the comment section. In the text box provided, the user can type their comment and then click "Send" to post it.

0
2

were even missing. It made me worry about people's safety, especially if they tripped and fell. I think the city should really focus more on maintaining the sidewalks to make sure everyone stays safe and happy while walking around.

Damaged sidewalks not only pose a risk of injury but also create accessibility challenges for people with disabilities. It's crucial to ensure that sidewalks are well-maintained and accessible for everyone in the community.

In addition to safety concerns, the deteriorated appearance of the sidewalk can negatively impact the overall aesthetic appeal of the area. Well-maintained and visually pleasing sidewalks contribute to a vibrant and inviting atmosphere for pedestrians and visitors alike.

Participate in this challenge:  VOTE



Enter Your Comment ...

Send

Comments



Pouria Parvizi 2023-09-01

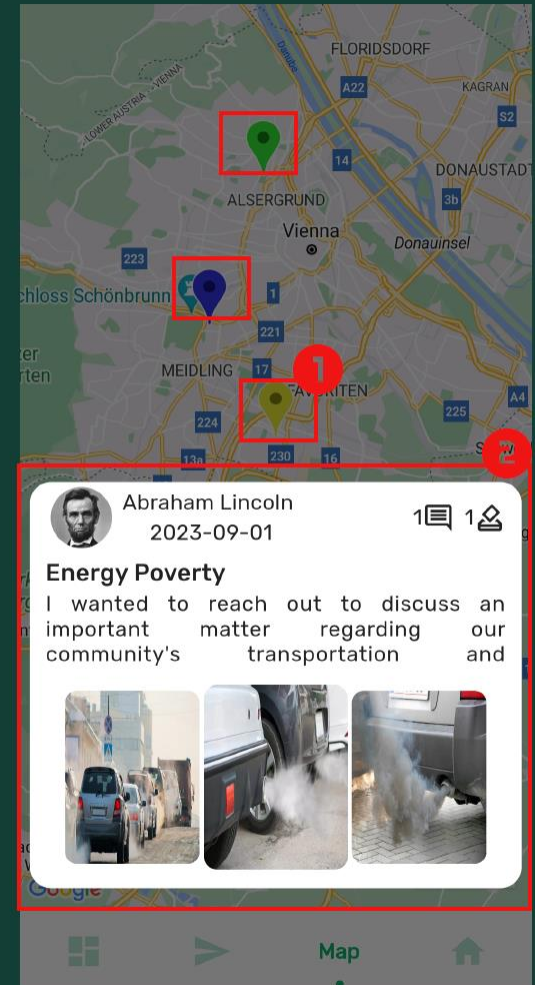


I agree with you... 🙌👍

Map Page

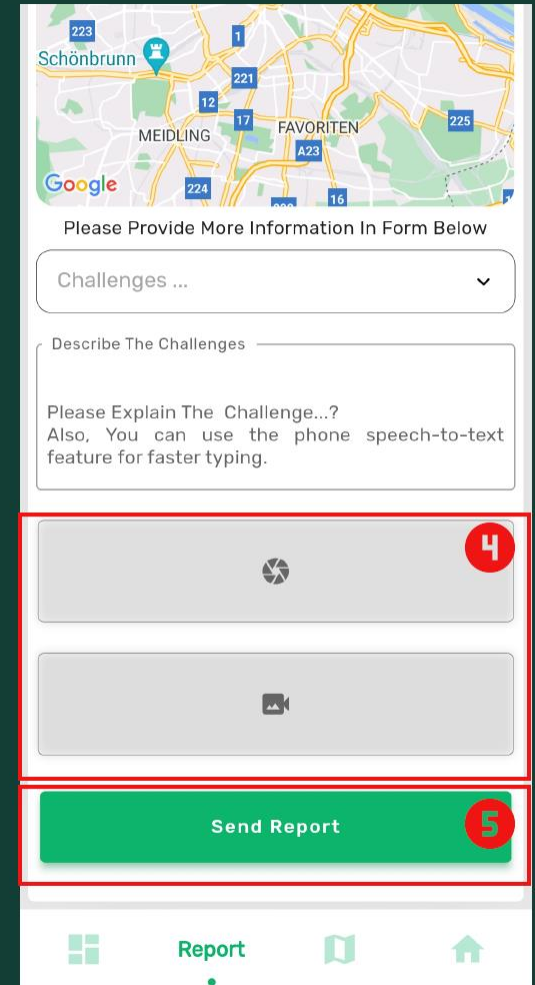
On the map, you'll notice various markers representing challenge reports. Each color corresponds to a specific challenge report location.

1. To view short details of a challenge report, click on the icon that interests you.
2. After clicking an icon, a popup or sidebar will appear, displaying brief information about the challenge report. This information may include:
 - Challenge title
 - Date and time of report
 - Report description



Report Page

4. Add Images (At Least 1 Image) and Video (Optional)
5. Send Report

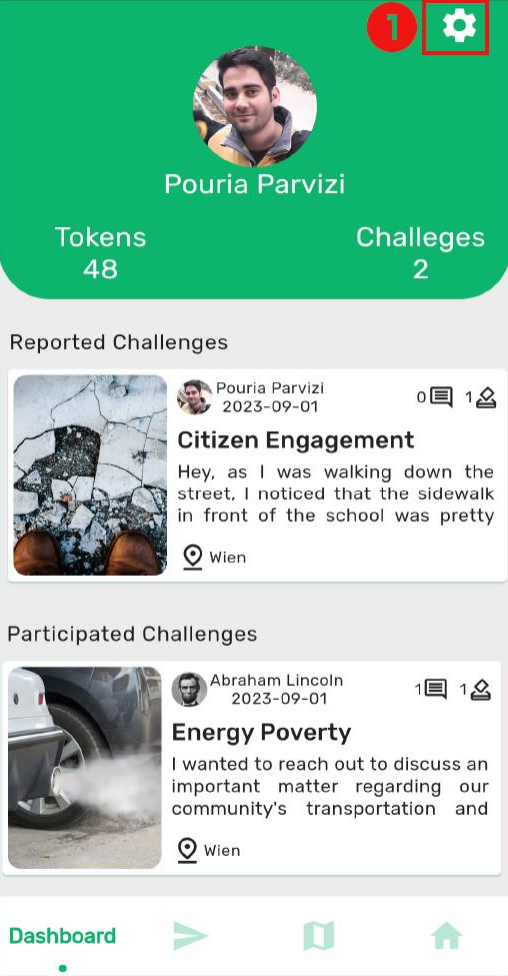


Dashboard Page

● Managing Your Personal Information:

1. Edit your personal information by clicking on setting icon.

This will take you to the settings page where you can update your profile details, including information and profile picture.



The screenshot displays a mobile application interface. At the top, a green header contains a circular profile picture of Pouria Parvizi, a red notification badge with the number '1', and a settings gear icon. Below the header, the user's name 'Pouria Parvizi' is shown, along with 'Tokens 48' and 'Challenges 2'. The main content area is divided into two sections: 'Reported Challenges' and 'Participated Challenges'. The 'Reported Challenges' section features a challenge titled 'Citizen Engagement' by Pouria Parvizi, dated 2023-09-01, with a photo of a cracked sidewalk and a location tag for 'Wien'. The 'Participated Challenges' section features a challenge titled 'Energy Poverty' by Abraham Lincoln, dated 2023-09-01, with a photo of a car tire and a location tag for 'Wien'. At the bottom, a white navigation bar includes a 'Dashboard' label, a right-pointing arrow, a book icon, and a home icon.

