



# Sustainable Energy to Iron industry

CEBDS  
10th November 2006



# Plantar Group: a history of success...

In February 1967, Plantar started a new concept in the forest-based industry, leading to the establishment of the Plantar Group:

*The Plantar Group operates 6 different activities related to the forestry industry: from the production of sprouts up to carbon credits...*

1967 - Forestry Management Services

1967 - Production and commercialization of sprouts (*Own forests, managed forests & third parties*).

1985 - Pig Iron Production (*domestic and foreign markets*)

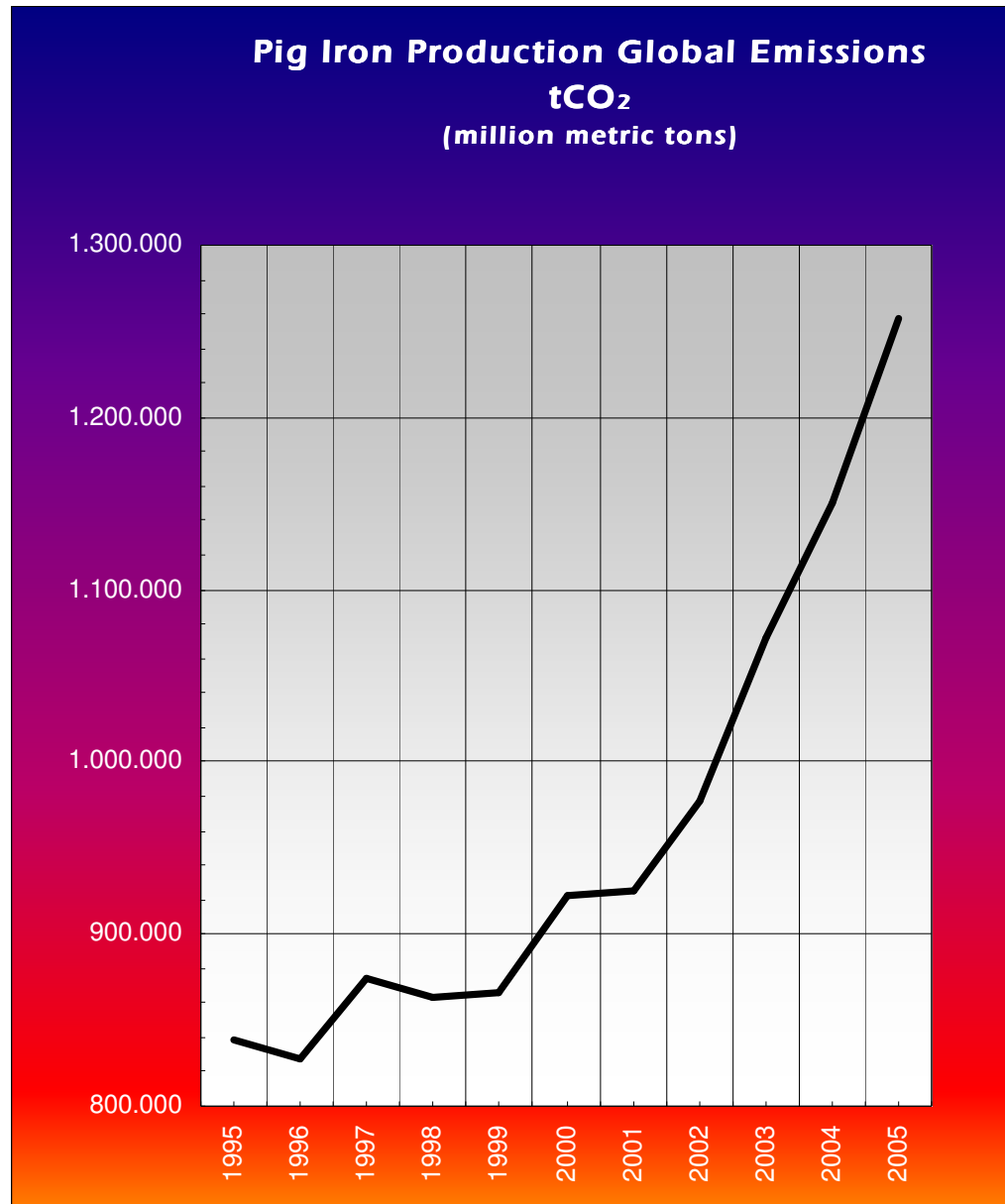
1993 - Charcoal for barbecue - Brazilian's 1<sup>st</sup> final product certified by FSC (*domestic and foreign markets*)

1998 – Conception of the Carbon Credits Project (*Clean Development Mechanism*)

2005 - Wood Poles

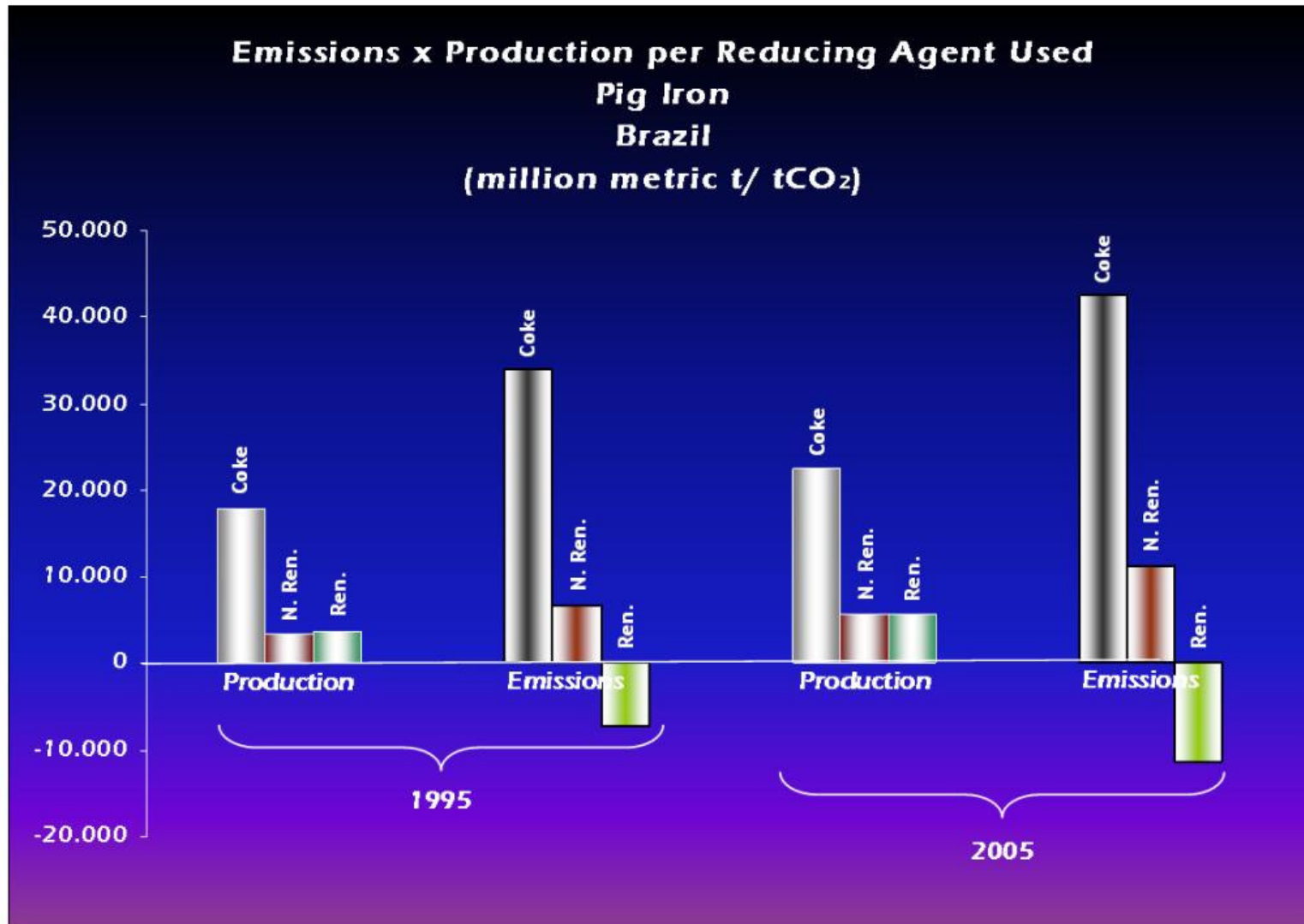


# Baseline Assessment



Source: IISI

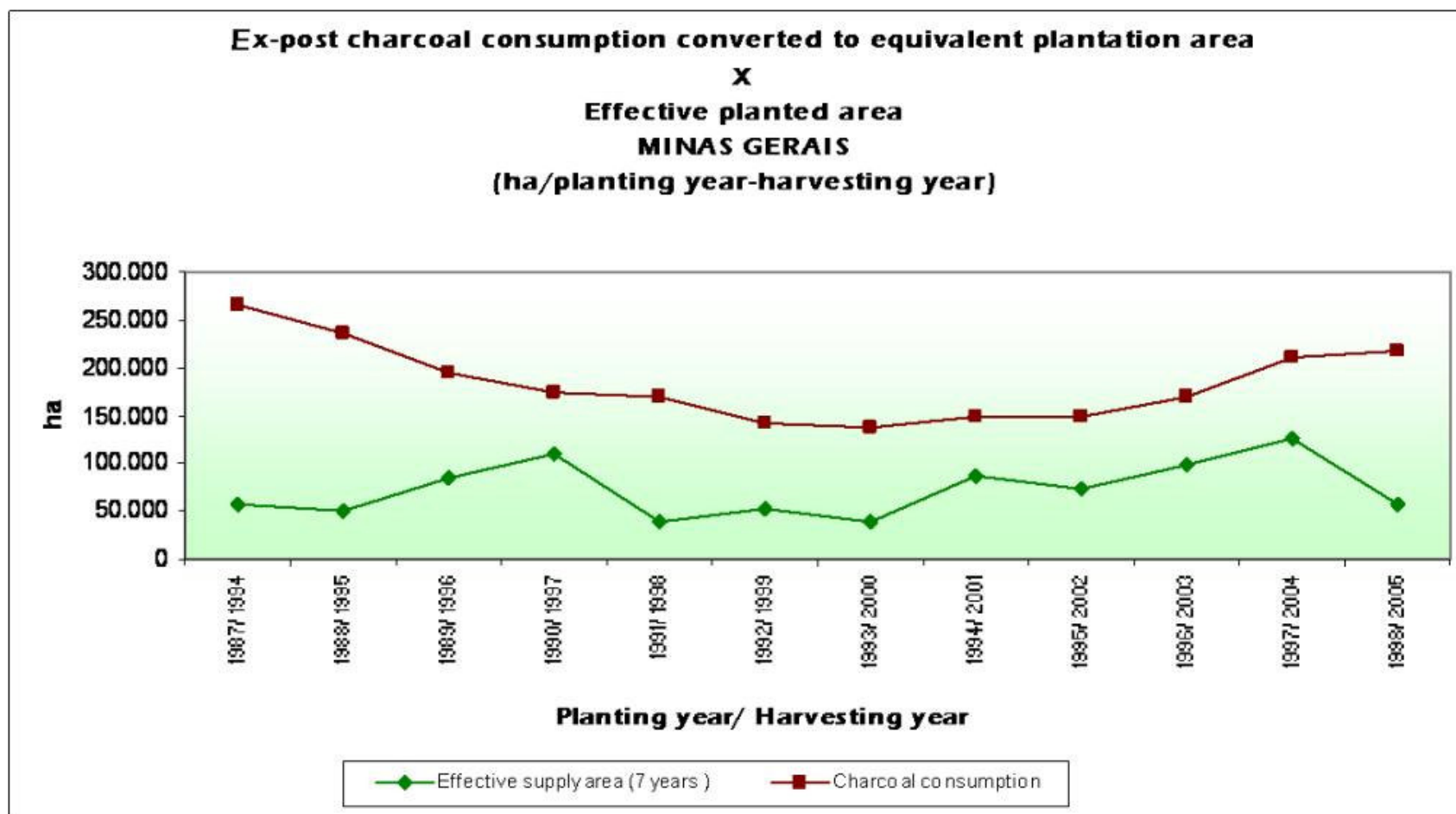
# Baseline Assessment



Source: AMS/ Sindifer



# Baseline assessment

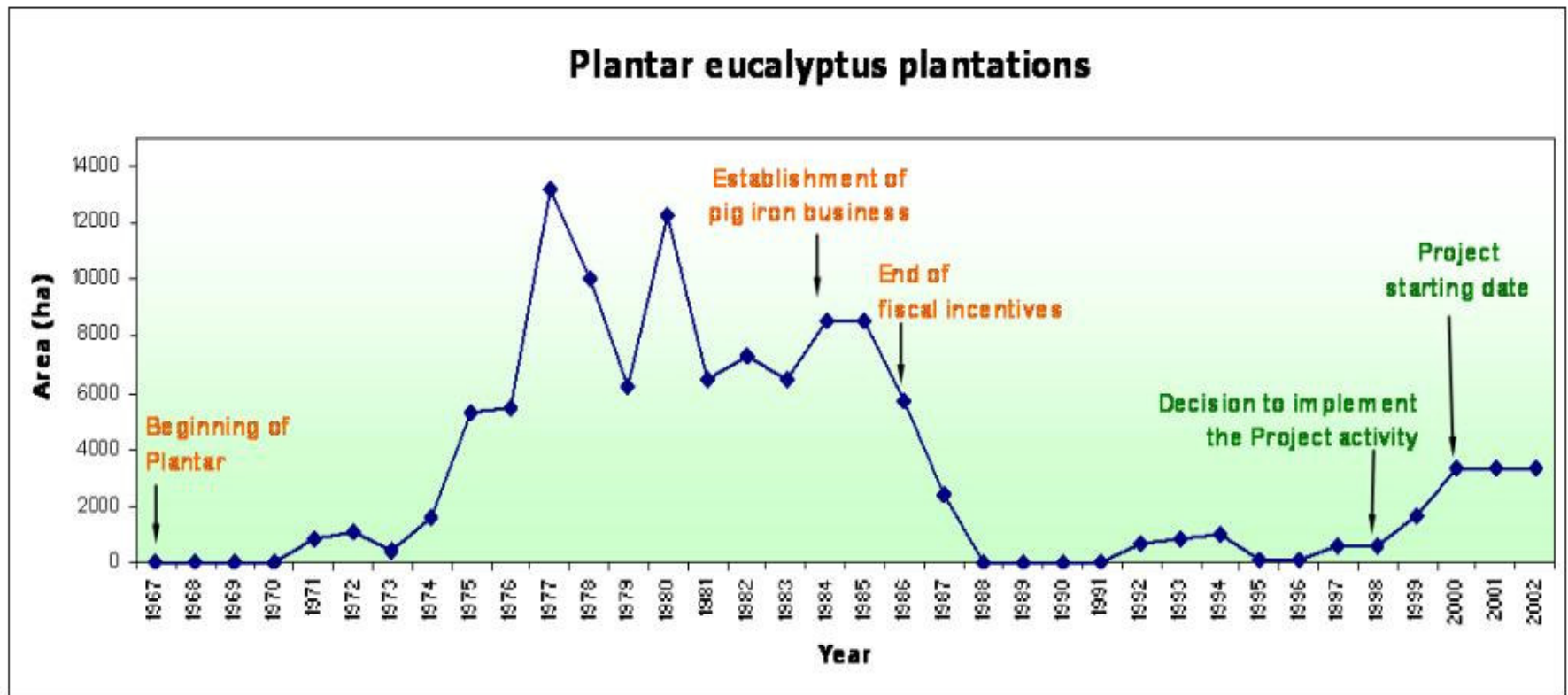


Source: AMS/ Plantar

*Use planted eucalyptus instead of mahogany!*



# Additionality Assessment



Source: Plantar

*Fighting the forestry blackout in Brazil*



# Project's timeline

**1998 - Conception**

**1999 - Aspen Forum presentation (São Roque/SP)**

**2000 - Non-objection letter by Brazilian Government**

**2001 - Signing of the Letter of Intention with PCF**

**PCF's Investors Committee approval**

**2002 - Signing of ERPA with PCF**

**2002 - Project's partial validation by DNV**

**2003 - Signing of LA with Rabobank**

**2003 - Initial Verification ( Part I )**

**2005 - Initial Verification (Part II – Conclusion)**

**Oct/2006 - “A” rate for the carbonization activity methodology**

***2007 - Other two methodologies and PDDs' approval***

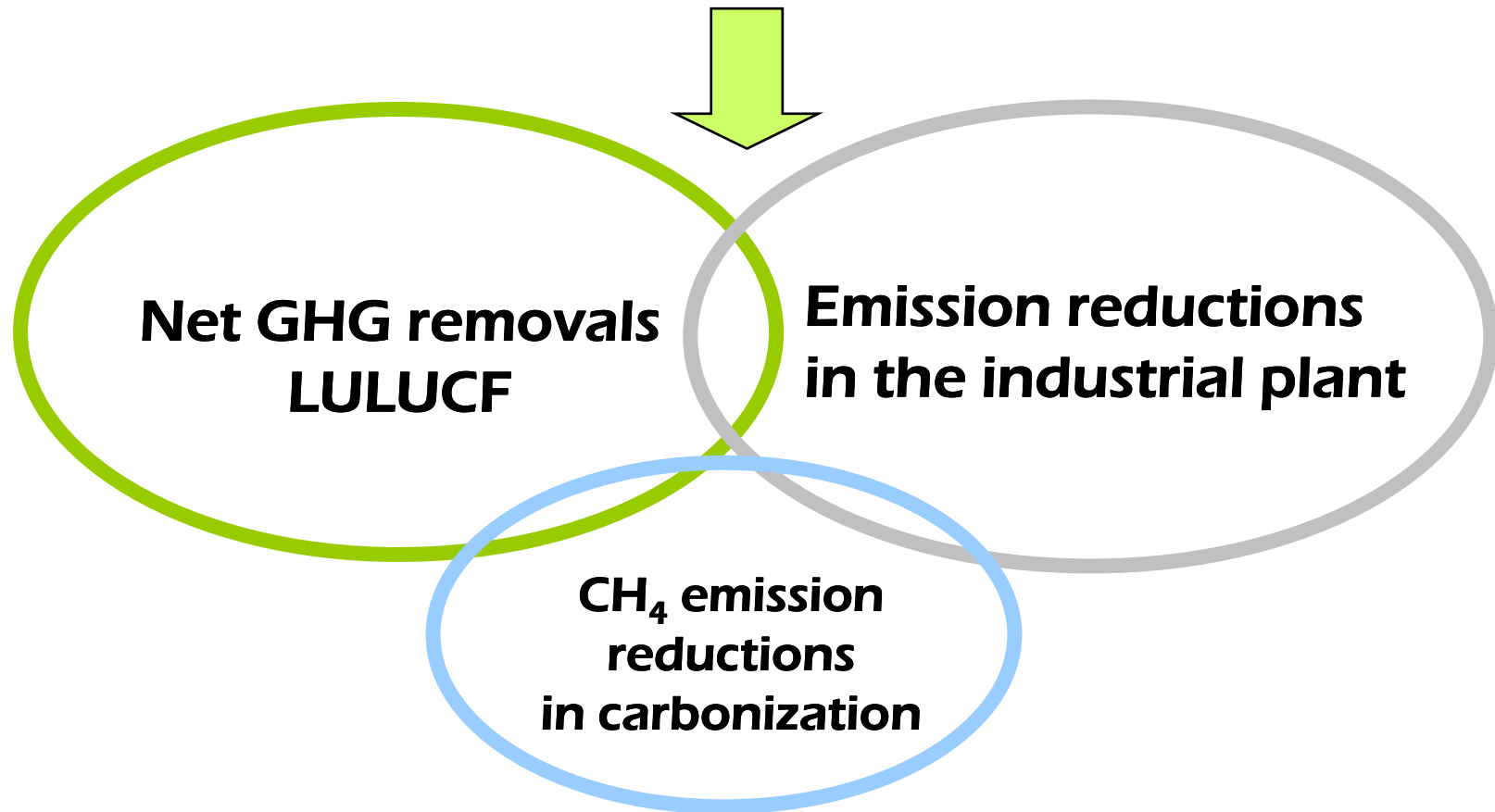
***- Validation conclusion***

***Learning by doing !***



# Project Scenario

**Establishment of planted forests for sustainable pig iron production,  
*totally* supplied with renewable charcoal**



***Integrated benefits to the climate***

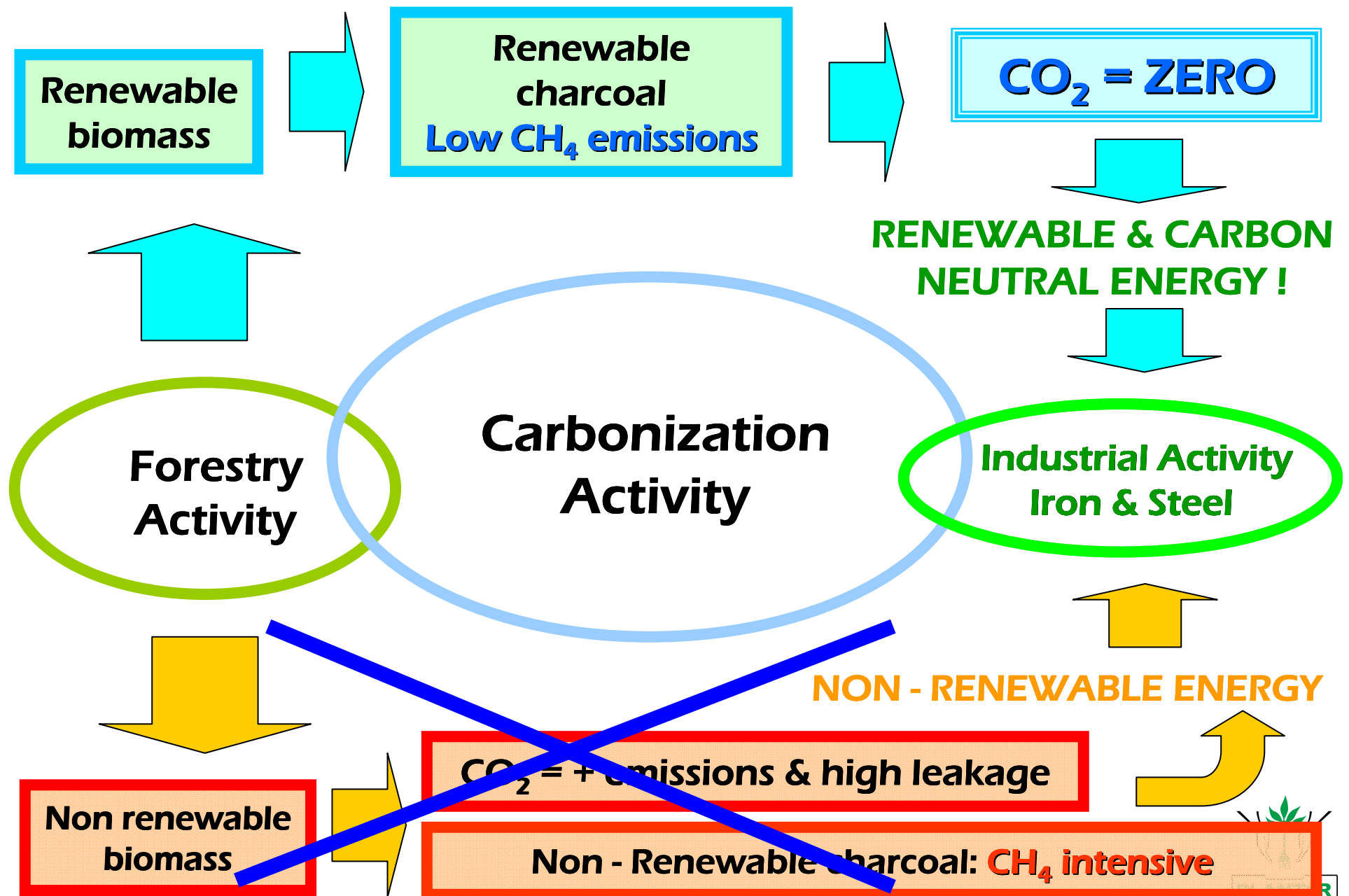
# The Project Activities

<u>Project Activity</u>	<u>Baseline</u>	<u>Project</u>	<u>Additional benefits to the climate</u>
Plantation Establishment (Decision 19/CP.9)	Pastureland	New planted forests	Net CO <sub>2</sub> removals/ additional carbon stock
Improved carbonization process	Charcoal production with high levels of methane emissions	Charcoal production with low levels of methane emissions	CH <sub>4</sub> emission reductions
Sustainable iron reduction	Pig iron production based on non-renewable biomass or coal coke	Pig iron production based on charcoal from planted forests	CO <sub>2</sub> emission reductions
<i>Cerrado restoration</i>	<i>Pastureland</i>	<i>Cerrado</i>	470 ha

*Transforming technical advantages into comparative advantages*



# Energy Efficiency



# Current Status

---

- Methodology for CH<sub>4</sub> Emission Reductions in the Carbonization Process: “A” rated (Executive Board 27 meeting): AM 0041;
- Forestry Methodology: submitted and preliminarily rated “B” (waiting for the A/R WG’s review)
- Industrial Methodology: being developed...

*Climate gain of 3 tons of CO<sub>2</sub>e for each ton of iron produced*



# Project Numbers\*

---

- ▶ **Forestry activity: average stock of 4,5 million tCO<sub>2</sub>e, in 28 years – credits to be claimed in accordance with the t'CER approach (2001-2029)**
- ▶ **Industrial activity: 7,9 million tCO<sub>2</sub>e, in 21 years (2008-2029)**
- ▶ **Credits negotiated with PCF: 1,5 million tCO<sub>2</sub>e**
- ▶ **PCF Transaction value: US\$ 5,3 million**
- ▶ **1,200 direct employment**

• **Project numbers can be affected by changes in regulations and methodology submissions**





# Applicability of the Methodology

---

- **As a source of renewable energy in several industries:**
  - Iron & steel, heating, lime, ceramics, cement;
- **As a source of renewable raw materials:**
  - Furniture industry, civil construction, replacement of plastic appliances, etc.
  - Domestic use: firewood
- **Possibility of integration with industrial-based projects (Decision 17/CP.7);**
- **Stimulates the incorporation of several sustainable development indicators in forestry-based plantations.**

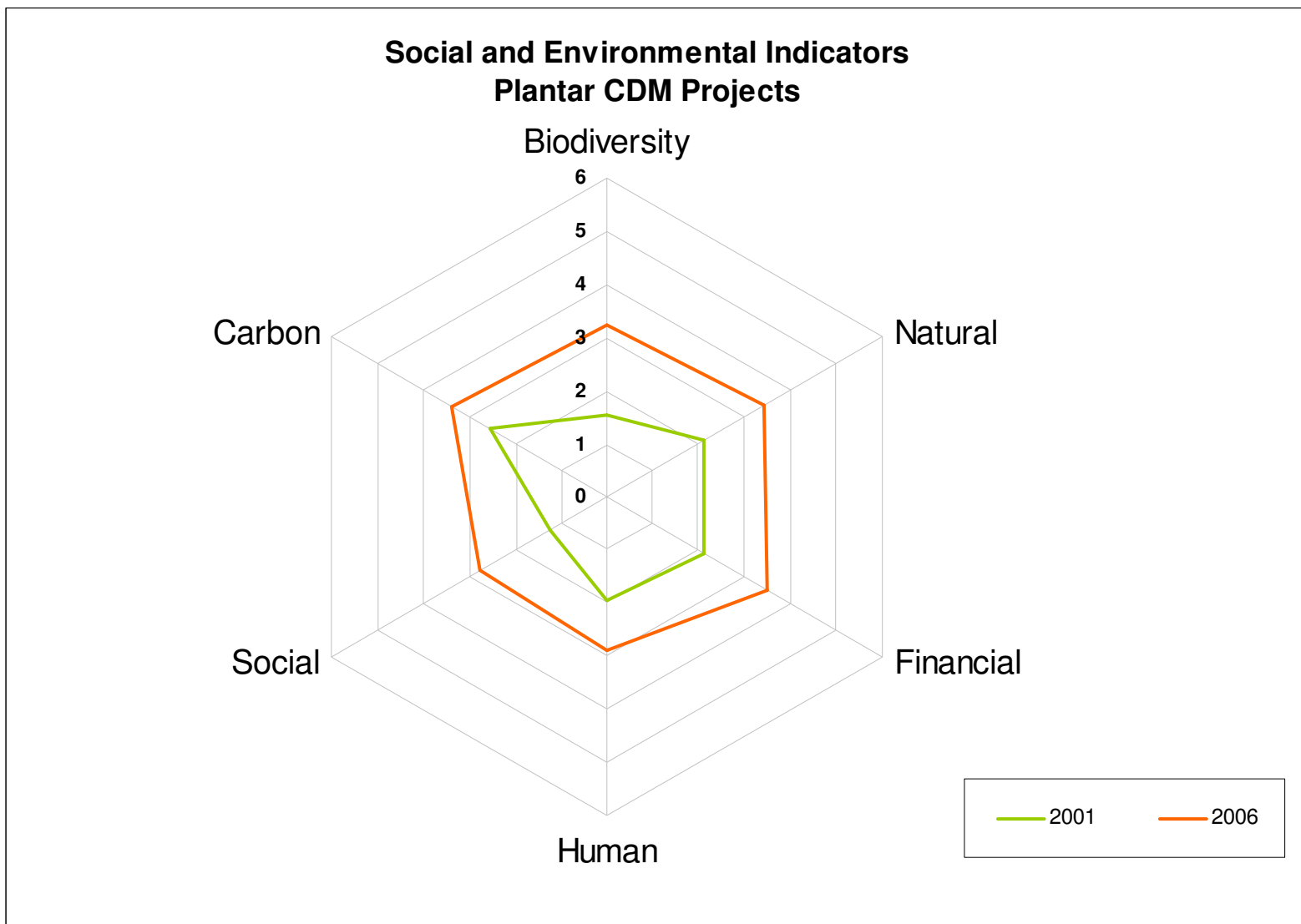
*High potential for replication*



# Social and Environmental Indicators

Resources	2001	2005	Indicators	# of indicators	Weight	2001 Index	2006 Index
Biodiversity	2	3	1. Flora and Fauna Local Information	4	0,8	1	4
			1.2 Endangered Species		0,7	2	5
			1.3 Protected Areas Conservation Integrity		0,9	3	5
			1.4 Use of Biodiversity by stakeholders community		0,6	2	3
Natural Resources	2	3	2.1 Project's total protected area	4	0,7	3	5
			2.2 Protected Areas Connectivity		0,9	2	4
			2.3 Soil Conservation and Soil Management		0,6	3	5
			2.4 Water Quality and Quantity		0,9	3	4
Financial Resources	2	4	3.1 Increase of Government taxes collection	2	0,6	3	5
			3.2 Development of local market		0,8	3	5
Human Resources	2	3	4.1 Quality of working conditions	6	0,6	3	4
			4.2 Illiteracy		0,7	4	5
			4.3 Education		0,6	3	5
			4.4 Safety (Work)		0,8	2	3
			4.5 Health (Work)		0,8	2	4
			4.6 Leisure Access		0,7	3	4
Social Resources	1	3	5.1 Social Management	5	0,9	2	4
			5.2 Community and local stakeholders relationship		0,8	2	4
			5.3 Social and Development Support		0,7	2	4
			5.4 Selection and Support to social projects		0,8	1	4
			5.5 Suppliers Relations		0,5	1	2
Carbon	3	3	6.1 Transactions Costs	3	0,7	1	3
			6.2 CDM Eligibility		0,7	6	5
			6.3 Social and Environmental benefits from the projects implementation		0,9	3	5

# Social and Environmental Indicators



*Sustainable development in industrial scale*



# Social and Environmental Sustainability

## Support to neighboring communities



- Restoration and conservation of local roads
- Support to regional events
- Constant dialog with community leaders



# Social and Environmental Sustainability

## Internal projects and campaigns

- Health Week
- Trainings, labor gym
- Support to day care nurseries
- Employee discounts network



# Social and Environmental Sustainability

## Projects to raise local income

- Local Producers Market (Curvelo)
- Brown sugar factory (Morada Nova)
- Apiculture (Felixlândia)





# Social and Environmental Sustainability

## Other projects

- Gardens and kitchen gardens
- “Estética Interiorana”
- Children’s art  
([www.aviva.com.br](http://www.aviva.com.br))



# Social and Environmental Sustainability

## Monitoring of water quality



**10 monitoring points checked quarterly. In each station, 43 parameters are analyzed (physical, chemical and bacteriological parameters)**

## Monitoring of biodiversity



***Cerrado*: initial regeneration phase**



***Cerrado*: advanced regeneration**



# Social and Environmental Sustainability

## Monitoring of Biodiversity – Flora & Avifauna

**Purpose:** to monitor local biodiversity

**Flora:** phytosociological structure (each 5 years)

Average # of species: 237 / Endangered species: 4

**Avifauna:** communitarian structure (each 2 years)

Average # of species/ avifauna: 168; Mammals: 34

Endangered species (mammals & avifauna): 14



*Euterpe edulis*  
"palmito  
verdadeiro"



*Cattleya walkeriana*  
orchid



*Duguetia furfuracea*  
"araticum seco"




## Fauna Characterization Camera trap photos



Maned wolf -  
Felixlândia/ MG



Camera trap



Jaguar



"Tamanduá-bandeira"  
Felixlândia e Morada Nova de Minas/MG

# Social and Environmental Sustainability



## **"Love the Rhea" Project**



## **"Not all Wolves are big bad Wolves" Project**





# Certification



**ISO 9001-2000**

**Plantar S/A**



**ISO 14001**

**Plantar Siderúrgica**



**ISO 9001-2000**

**Plantar Siderúrgica**



**FSC - Forest Stewardship Council**



**Abrinq - Plantar S/A e Siderúrgica**



# THANK YOU!



**Thiago Mendes**  
**Carbon Project Analyst**  
**[plantarcarbon@plantar.com.br](mailto:plantarcarbon@plantar.com.br)**

**+55 31 3290.4032**  
**[www.plantar.com.br](http://www.plantar.com.br)**

