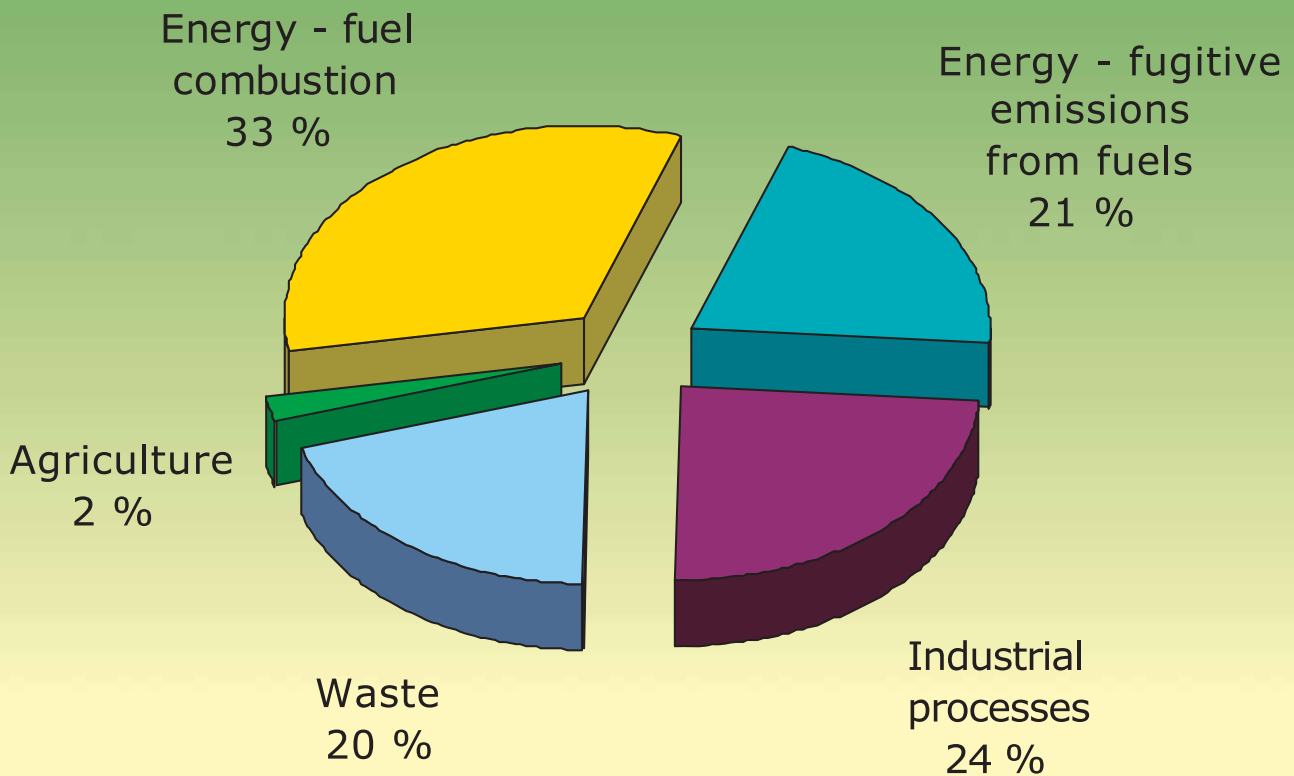


# JOINT IMPLEMENTATION PROJECTS IN UKRAINE



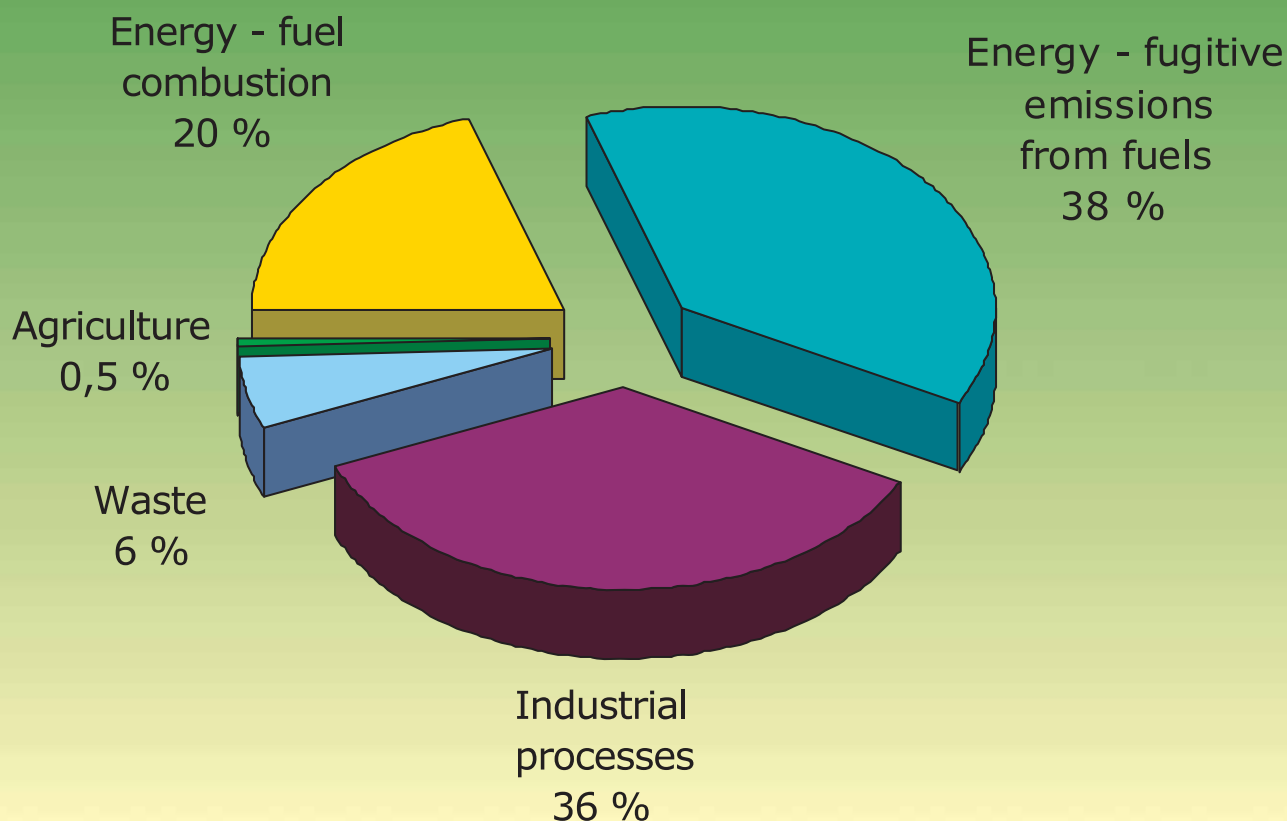
The National Environmental Investment Agency  
of Ukraine  
2010

## Number of JI projects by sectors/source categories



As of November 1, 2010 NEIA's electronic data base lists 184 JI projects that have received Letters of Endorsement. Estimated GHG emission reductions during the first commitment period of the Kyoto Protocol under these JI projects are 171,8 million tones CO<sub>2</sub> eq. The number of JI projects by sectors/source categories and estimated GHG emission reductions by sectors/source categories during the first commitment period of the Kyoto Protocol are represented in following diagrams.

## Estimated GHG emission reductions by sectors/source categories



At the moment there are 56 JI projects out of 184 that had developed PDDs, passed through determination procedure and were issued Letters of Approval. Estimated GHG emission reductions during the first commitment period of the Kyoto Protocol under these JI projects are 82,6 million tones CO<sub>2</sub> eq.

During 2008-2010 19 JI projects have been deemed final by the NEIA under Track 1 and 13 JI projects by Track 2. According to project owner's requests and subject to registered documents, NEIA had carried out electronic transactions to foreign buyers in the amount of 21 820 940 carbon units (among them 9 027 943 AAUs and 12 792 997 ERUs) under 23 JI projects. At the moment there are about 26 million of ERUs issued in the world. Thus almost 50 % of all ERUs are of Ukrainian origin.

# Dynamics of JI projects preparation and implementation in Ukraine

Year	Number of endorsements issued	Number of approvals issued	Number of projects registered in UNFCCC		Number of carbon units issued by the projects	
			Track 1	Track 2	AAUs	ERUs
2004	15	0	0	0	0	0
2005	1	0	0	0	0	0
2006	31	5	0	0	0	0
2007	34	7	0	0	0	0
2008	36	9	5	2	2 586 512	0
2009	45	10	4	4	2 155 683	3 238 322
2010*	22	25	10	7	4 285 748	9 554 675
Total	184	56	19	13	9 027 943	12 792 997

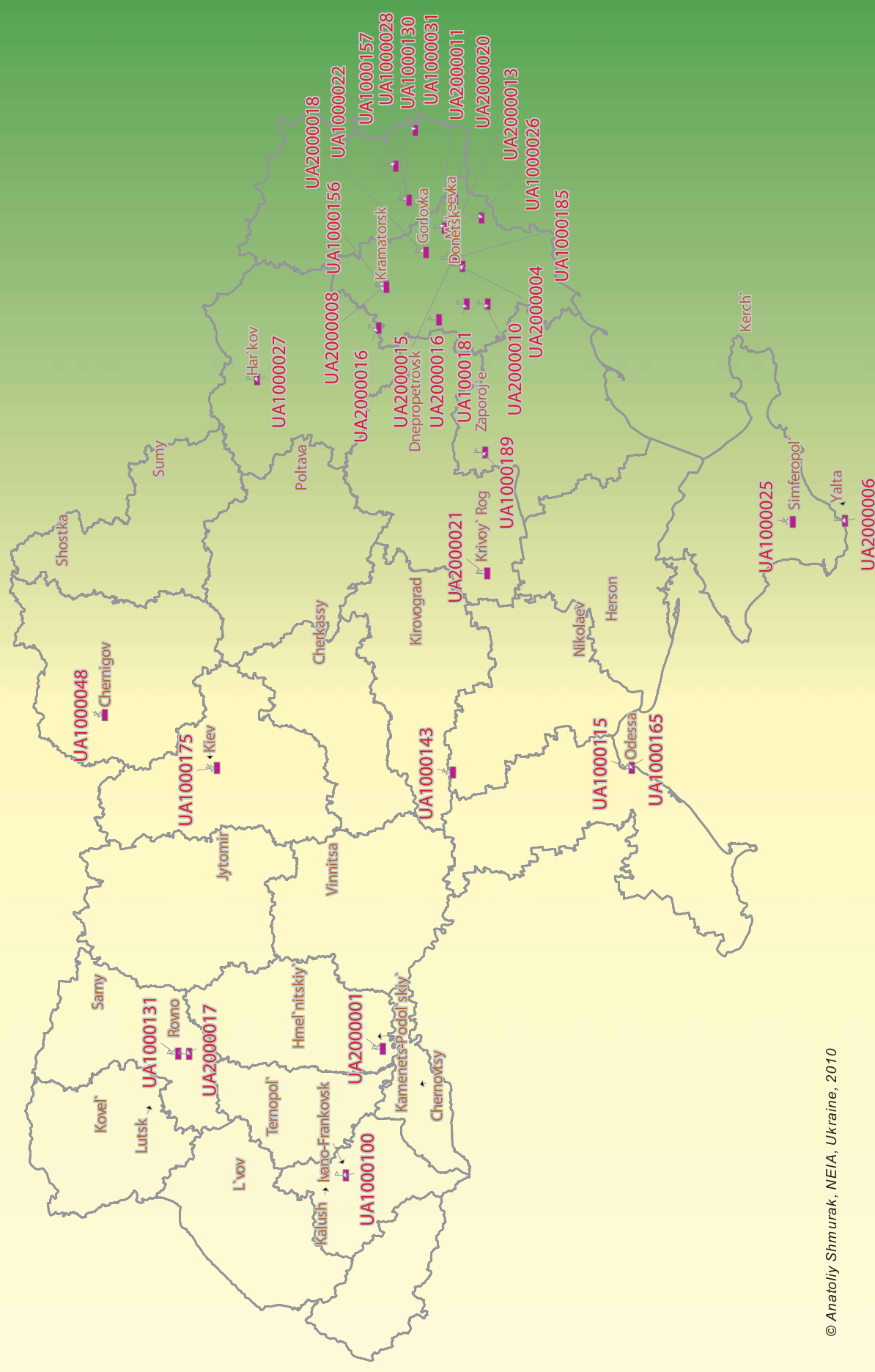
\*) As of November 1, 2010

# Status of JI host countries

#	Host country of JI projects	Number of projects registered in UNFCCC*		
		Track 1	Track 2	Total
1	Czech Republic	71	0	71
2	<b>Ukraine</b>	<b>19</b>	<b>13</b>	<b>32</b>
3	Germany	19	0	19
4	Bulgaria	16	1	17
5	Poland	14	0	14
6	France	13	0	13
7	Hungary	10	0	10
8	Estonia	9	0	9
9	Romania	8	0	8
10	Lithuania	0	8	8
11	New Zealand	6	0	6
12	Spain	3	0	3
13	Finland	3	0	3
14	Russia	0	1	1
Total		191	23	214

\*) As of November 1, 2010

# Location of registered JI projects in Ukraine



# Examples of operational JI projects

**project ID UA1000100:** Ivano-Frankivsk Cement Switch from Wet-to-Dry Cement and Fuel Savings for Coal Drying



New horizontal rotary dry kiln



New cyclone pre-calciner


**project ID UA1000130:** Installation of a New Waste Heat Recovery System in Alchevsk Coke Plant



Old coke wet quenching system



New coke dry quenching system





# Examples of operational JI projects

**project ID UA1000115:** Reduction of Natural Gas Emissions at OJSC "Odesagas" Gate Stations and Gas Distribution Networks



Old shut-off and regulating valves



New shut-off and regulating valves



More detailed information about Ukrainian JI projects is available on the following web-sites:

**[www.ji.unfccc.int](http://www.ji.unfccc.int)**

**[www.neia.gov.ua](http://www.neia.gov.ua)**

**[www.carbonunitsregistry.gov.ua](http://www.carbonunitsregistry.gov.ua)**

National Environmental Investment Agency of Ukraine  
Kyiv 03035, 35, Urytskogo str.

Tel +380 44 594-91-11, Fax +380 44 594-91-15

Web: [www.neia.gov.ua](http://www.neia.gov.ua), Mail: [info.neia@gmail.com](mailto:info.neia@gmail.com)