



United Nations
Climate Change Secretariat

Nations Unies
Secrétariat sur les changements climatiques

United Nations Climate Change Conference COP 28

EXHIBITOR'S HANDBOOK



United Nations
Climate Change



COP28UAE

Version 2 – 30 November 2023

This handbook is revised regularly as new information becomes available. New information compared to version 1 from 8 November is highlighted in pink. If you need help identifying the information that has been added to the current version of the handbook, please contact us via the SEORS communication log or via email by writing to see@unfccc.int and we will be happy to assist you.



Dear exhibitors,

Congratulations! Your exhibit proposal for the UN Climate Change Conference COP 28 was selected from one of the highest numbers of applications ever received for COP.

The SBI recognized that side events and exhibits are an essential part of the UNFCCC process and an important tool for engaging observers in knowledge-sharing, networking and the exploring of actionable options for meeting the climate challenge (FCCC/SBI/2014/8, para 224). We look forward to the engaging exhibit that you and your partner organizations will create at this conference.

In this handbook, you will find comprehensive information on the exhibit policies and logistical aspects of exhibits operation. To ensure that your exhibit is running smoothly, please review this document carefully.

Please note that the current version of the handbook contains **all the logistical information on exhibits at COP 28 'available at the moment'**. This is a living document in a sense that new information will be immediately added to this document as it becomes available. We will highlight the changes for your ease of reference. You are kindly asked to regularly check this handbook for updates on the [home page of SEORS](#). Kindly note that the information in the current document may also be subject to change due to health and safety regulations or technical reasons.

We appreciate your cooperation and wish you all the best of luck in having your exhibit at COP 28!

Kind regards,
Observer Relations team



Contents

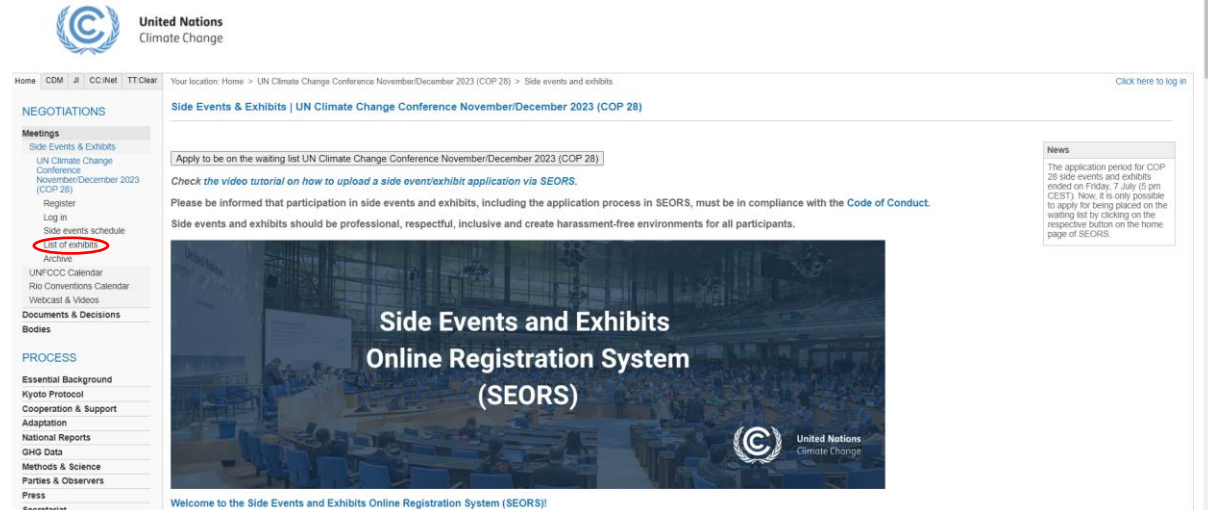
| | |
|--|-----------|
| 1. Exhibits schedule and thematic clusters | 4 |
| 2. Duration of the exhibit slot: when to set up and dismantle your exhibit..... | 4 |
| 3. No-show policy | 5 |
| 4. Role of the lead exhibitor | 5 |
| 5. Registration for COP 28..... | 6 |
| 6. Changing your exhibit slot..... | 7 |
| 7. Location of the exhibits area | 8 |
| 8. Exhibit booth layout and equipment..... | 9 |
| 9. Editing exhibit's description..... | 14 |
| 10. Consignments | 14 |
| 11. Sustainability rating..... | 14 |
| 12. Communicating with the Side Events and Exhibits Coordination team | 15 |
| 13. How to add an attachment in SEORS | 16 |
| 14. Use of UNFCCC logo | 17 |
| 15. Useful links | 17 |



1. Exhibits schedule and thematic clusters

The information on exhibits' allocation is available in the [official exhibits schedule in SEORS](#).

The official exhibits schedule can also be accessed from [the home page of SEORS](#):



The information on the allocation of your exhibit is available in the “Booth number and dates” column.

| Organizer | Theme | Booth number and dates | Attachments |
|-----------|-------|------------------------|-------------|
|-----------|-------|------------------------|-------------|

Example of the information on the exhibit allocation:

| |
|-------------------------|
| Booth 1; 08-09 December |
|-------------------------|

The exhibits covering similar topics have been organized into 8 thematic clusters, with a view to maximizing their exposure and serving both for exhibitors' outreach and interaction among them and with other participants, as well as to ensure the coherence of the exhibits schedule. In the official exhibits schedule, exhibits are color-coded as follows:

| |
|---|
| Adaptation, Resilience and Loss & Damage |
| Agriculture, Food and Land |
| Education, Science and Technology |
| Energy, Industry and Just Transition |
| Gender, Women, Children and Youth |
| Human Settlements, Health & Sustainable Lifestyle |
| Nature, Biodiversity and Indigenous Peoples |
| Other topics related to the UNFCCC process |

2. Duration of the exhibit slot: when to set up and dismantle your exhibit

All exhibitors should set up their exhibits **on the evening prior to the start of their exhibit slot from 19:00 to 21:00**.¹ Exhibitors **must** clear their booth **on the last day of the exhibit slot by 17:00**.

¹ All time is indicated in GST, Dubai local time.



Hence, if your exhibit has been allocated to the “01-03 December” slot, you must set up your exhibit between 19:00 and 21:00 on 30 November and dismantle by 17:00 on 3 December.

Please note that in order to access the exhibits area, **you must pick up your badge at the Registration Desk**. For information on the working hours of the Registration Desk, please refer to [this section of COP 28 Information for Participants on the official UNFCCC website](#).



Thursday, 7 December, will be the rest day.

If your exhibit starts on **Friday, 8 December**, you should set up your exhibit between 19:00 and 21:00 on **Wednesday, 6 December**.

To ensure smooth operation of COP 28 exhibits, we kindly ask all exhibitors to make sure that they dismantle **on time** and leave **no rubbish and/or any exhibit materials or personal belongings in the booth** when leaving the booth. **If you leave your exhibit booth untidy at the end of your exhibit slot, you will not be granted an exhibit slot at the next conference.**

3. No-show policy

In order to maximize the use of the exhibit space available, the Secretariat will apply a **no-show policy**: exhibit booths that have not been occupied **by 10:00 on the first day of the assigned exhibit period** without prior notice, will **automatically be reclaimed by the Secretariat**.

In case you are not able to set up your exhibit on time, please contact the secretariat via the SEORS communication log or by writing to see@unfccc.int as soon as possible.

In case you do not set up your exhibit without prior notice, you will not be granted an exhibit slot at the next conference.

4. Role of the lead exhibitor

In the selection process, the secretariat prioritized joint exhibit applications. Each joint application has one lead organizer and at least one co-organizer. The lead exhibitor acts as the focal point for the joint exhibit towards the secretariat.



After the confirmation of the exhibit, **all communication from the secretariat is sent to the lead exhibitor only**, who is responsible for passing the information on to the co-exhibitors.



Any request to revise the description of the exhibit and swap the allocated exhibit slots with other exhibitors, etc. can only be received from the lead organizer.



Only the lead organizer can upload files related to the exhibit to the web schedule.



5. Registration for COP 28



Since exhibits are located within the official conference venue in the Blue Zone, any person wishing to access the exhibits area must be **duly registered** through the [Online Registration System \(ORS\)](#) as part of a delegation of a Party or an observer organization and in possession of a conference badge. This also applies to any technical staff that needs to access the venue to support your exhibit.



Please be informed that the confirmation of an exhibit **does not** entitle the exhibitor to any quota increase. In case the quota assigned to your organization does not allow you to organize the exhibit, please immediately inform the Observer Relations team so that we could cancel your exhibit and offer the slot to those on the waiting list.

The Observer Relations team is not in a position to advise on quota-related matters. We, therefore, kindly ask you to address such questions to the Registration team. The best way to contact them is via the communication log in [ORS](#).

For further information on registration for COP 28, please refer to [this section of the COP 28 Information for Participants webpage on the official UNFCCC website](#).



6. Changing your exhibit slot

Kindly note that, as communicated to all lead exhibitors on 30 November, in order to facilitate the smooth operation of exhibits, no further requests for swapping exhibit slots can be accommodated at this stage. We thank you for your understanding.

If the assigned exhibit slot does not suit you, you could change your slot by taking the following steps.



Consult the official [official exhibits schedule](#) and identify those exhibits that belongs to **the same thematic cluster** as your exhibit.

As explained in section 1 of the current handbook, in the official exhibits schedule, exhibits are color-coded as follows:

| |
|---|
| Adaptation, Resilience and Loss & Damage |
| Agriculture, Food and Land |
| Education, Science and Technology |
| Energy, Industry and Just Transition |
| Gender, Women, Children and Youth |
| Human Settlements, Health & Sustainable Lifestyle |
| Nature, Biodiversity and Indigenous Peoples |
| Other topics related to the UNFCCC process |



Liaise with these exhibitors and agree upon a joint request for a swap. The contact details of all exhibit organizers are publicly available [official exhibits schedule](#).



Inform the secretariat of the agreed swapping details via your respective SEORS accounts or by sending an email to see@unfccc.int.
Please note that the secretariat needs to receive a confirmation from both exhibit organizers to facilitate your swapping request.



Wait for the secretariat's confirmation. You will be informed by the secretariat whether your joint request has been accepted.

7. Location of the exhibits area

The exhibits area is located in the Blue Zone. For information on the location of the exhibits area, please refer to the map below.

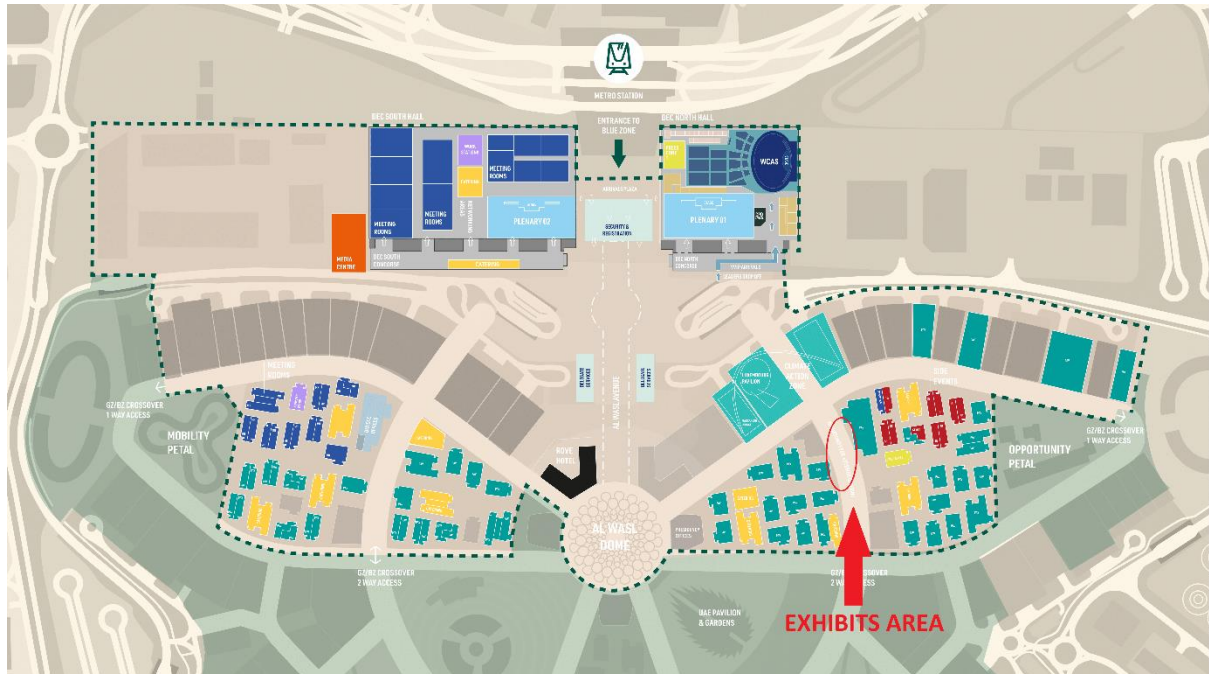


Illustration 1. COP 28 Blue Zone map with the indication of the location of exhibits area (circled in red).

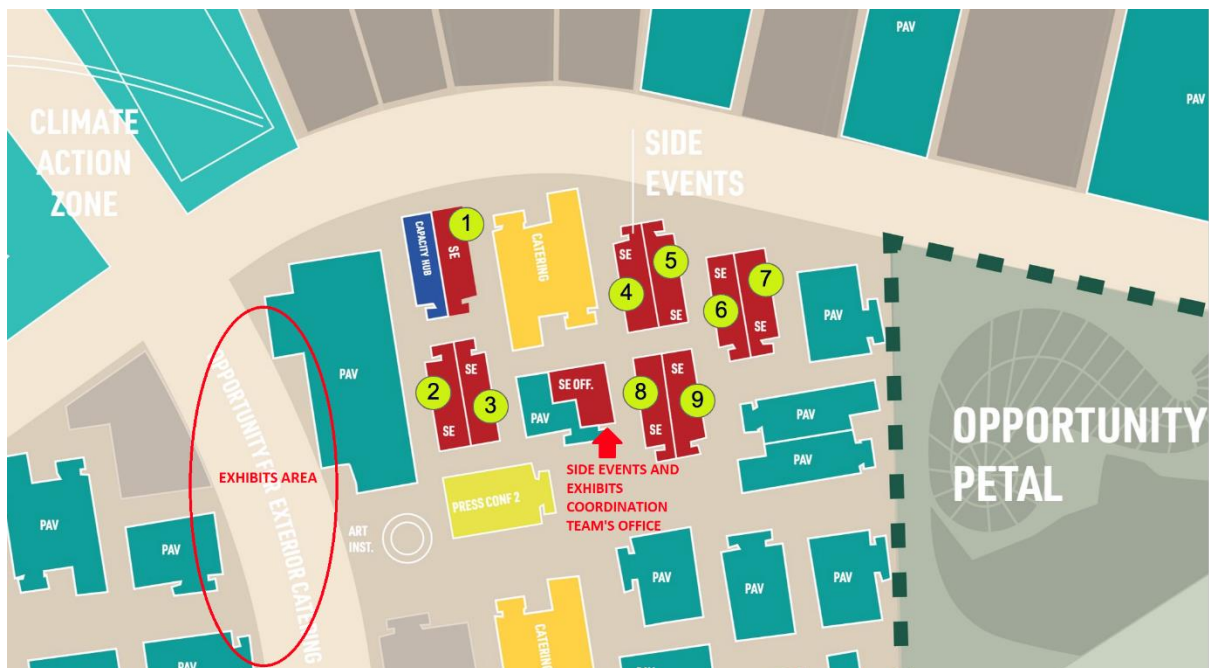


Illustration 2. COP 28 Blue Zone map: location of the exhibits area and the Side Events and Exhibits Coordination Team's Office.

50 exhibit booths will be located in the exhibits area as follows:

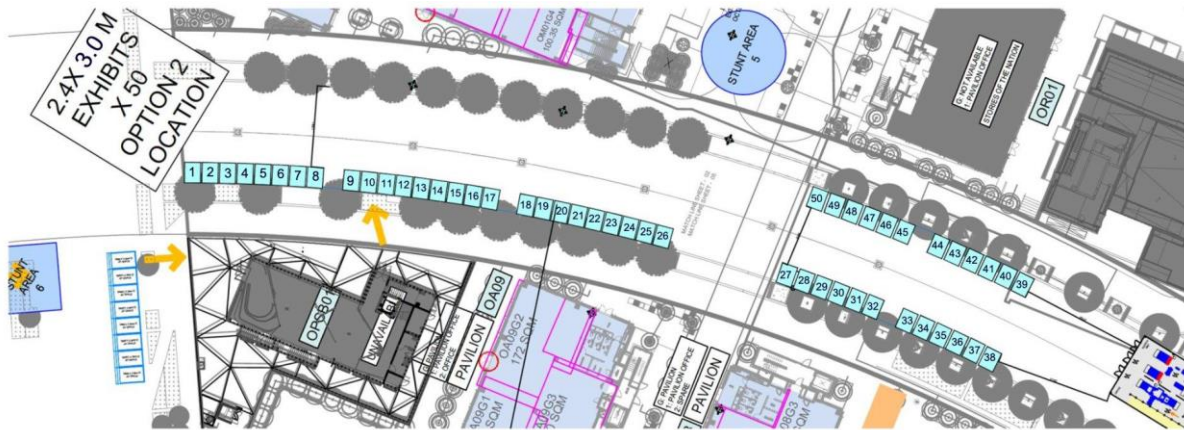


Illustration 3. Location of the exhibit booths. Exhibits are depicted as blue numbered squares 1-50.

8. Exhibit booth layout and equipment

The current section of the handbook outlines the dimensions and technical characteristics of an exhibit booth. Please review it carefully before preparing your exhibit materials.

Exhibit booths will be placed in rows as per the information on the illustration 3 in section 7 of the current handbook.





Illustration 4. Exhibit booth design. The illustrations are not contractual and are meant to provide a general idea of the envisaged COP 28 exhibit booths' design.

Exhibits will be located outside; the booths will have fabric closure a waterproof solution.



Illustrations 5 and 6. The illustrations are not contractual and are meant to provide a general idea of the envisaged COP 28 exhibit booths' design.

Each exhibit booth will have a sign indicating the booth number and the list of all observer organizations/Parties involved in organizing the exhibit. The names of the exhibitors' organizations/Parties will be written as large and legible as possible.



Illustration 7. Exhibit booth' design: signage. The illustrations are not contractual and are meant to provide a general idea of the envisaged COP 28 exhibit booths' design.

Exhibitors **must** use the signage provided by the secretariat. The signage **cannot** be replaced by any alternative signage.

It is the responsibility of the exhibitor to make sure that the signage is **visible** at all times. This is crucial to ensure smooth operation of COP 28 exhibits.

Each exhibit booth will be of the following size: **3997 height x 2400 length x 2550 width mm**. For more detailed information on the dimensions of the booth, please refer to the images provided below.

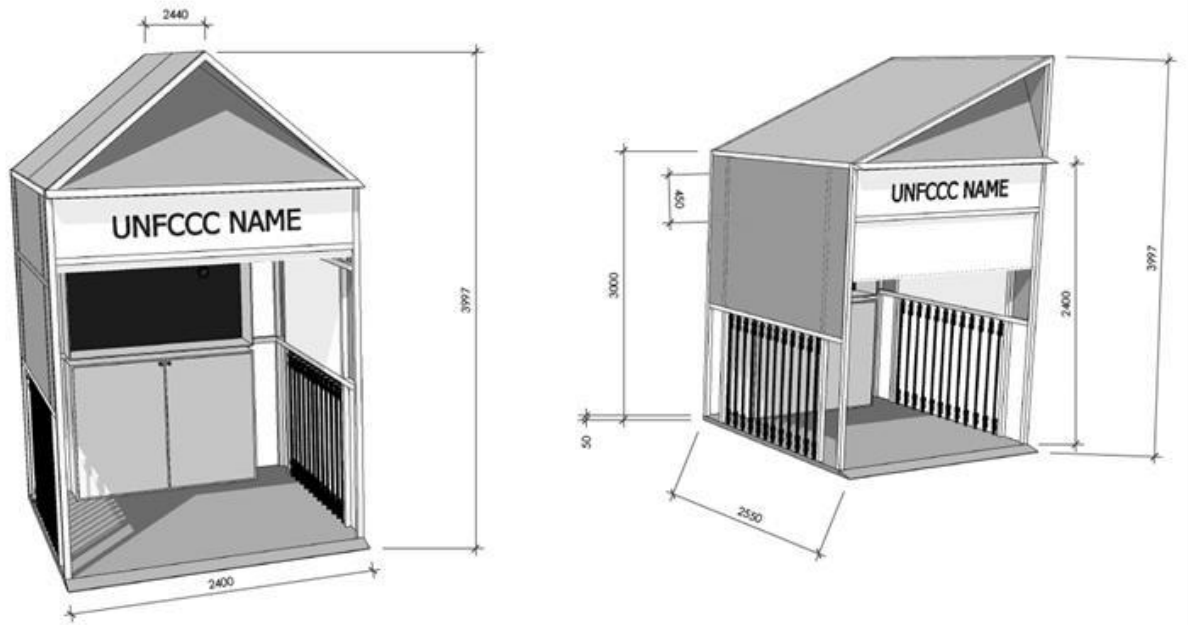


Illustration 8. Exhibit booth' dimensions.

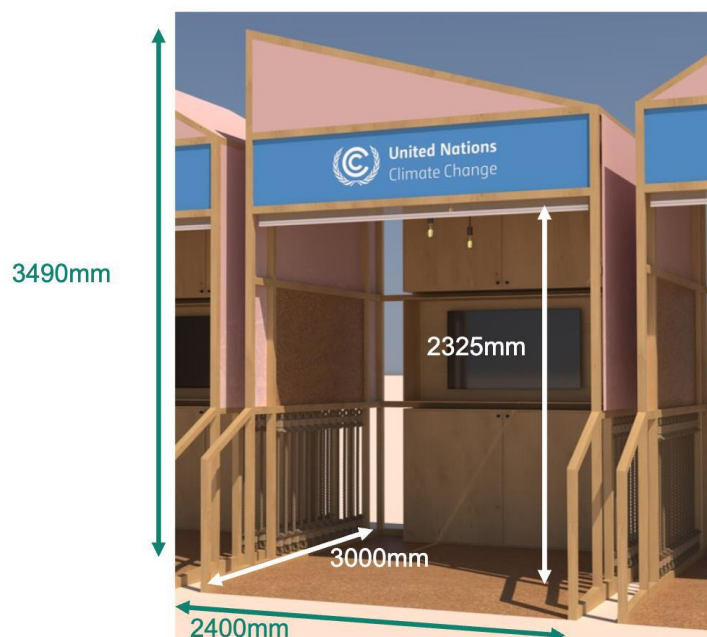


Illustration 9. Exhibit booth' dimensions. The illustrations are not contractual and are meant to provide a general idea of the envisaged COP 28 exhibit booths' design.



Each exhibit will have the following set of furniture:

- 2 chairs (60cm x 50cm x 80cm(h))
- 1 table (80cm (dia) x 73.5cm).



Illustration 10. Furniture provided in an exhibit booth. The illustrations are not contractual and are meant to provide a general idea of the envisaged COP 28 exhibit booths' design.

The furniture must remain **inside the booth** at all times.

The same rule applies to any rollups, posters, or any other items.

It is the responsibility of the exhibitor to make sure that the furniture or any other items are not moved outside of the booth.

Since the Exhibitors Road additionally serves as a “buggy lane” and an “emergency exit lane”, moving the furniture or any other objects outside the booth is strictly prohibited as it then becomes a **fire and safety hazard**.

Each exhibit will have 2 lockable cabinets of the following dimensions:

- 1400x400x1065mm;
- 1400x400x730mm.



The keys will be located in the exhibit booth at the time of the start of your exhibit slot. Importantly, it is the responsibility of the exhibitor to return the key to the booth before leaving the booth at the end of the exhibit slot. Please note that it is the responsibility of the exhibitor to ensure that the keys are not lost.

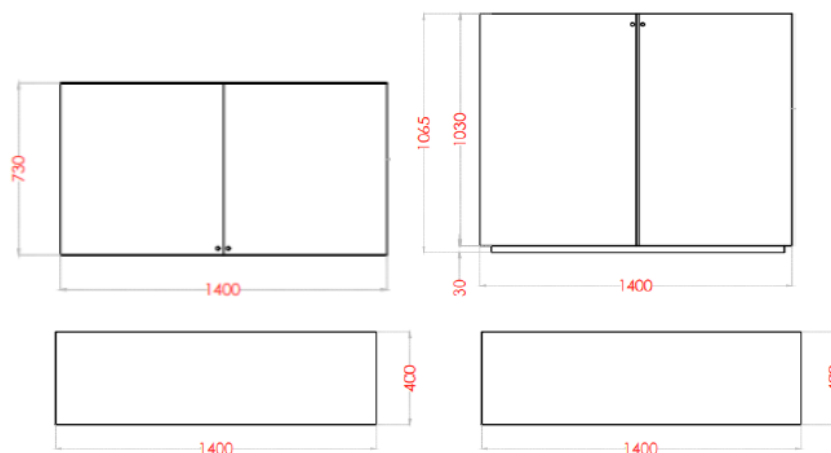


Illustration 11. Dimensions of the lockable storage cabinets located inside the exhibit booth.

Each exhibit booth will include:

- 1 corkboard (1730x890 mm) -> to be used with **pins**.
- 1 non-magnetic white board (1730x890 mm) -> to be used with **markers** and **tape**.

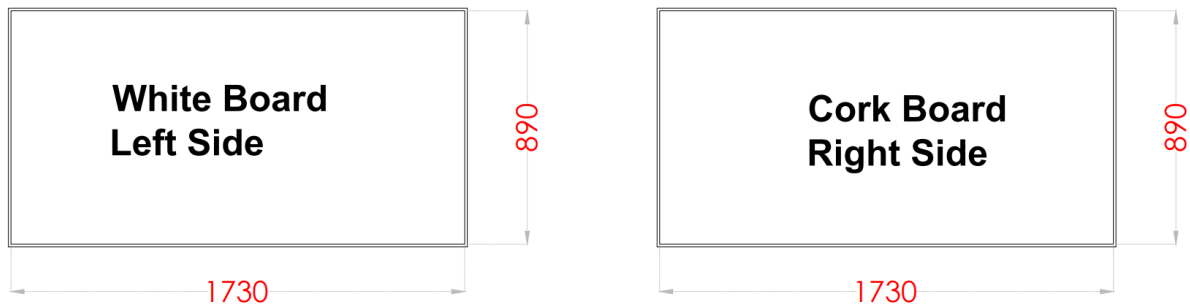


Illustration 12. Dimensions of the white board and the cork board.



Stationary will **not** be provided. **Whiteboard markers, sponges and tape** for the whiteboard and **pins** for the corkboard must be provided by the exhibitor.

Exhibitors must use **tape** to fix posters on whiteboard to avoid damaging walls and branding. Also, markers and pins should go on the table or the cabinet shelf.

Each exhibit booth will have a 1 x 55" **TV screen** with HDMI connector with the possibility to upload multimedia files to the TV via USB using the following formats:

- Video: MOV, AVI, MKV, WMV or MP4;
- Still image: PNG or JPEG.

Please note that TVs do not support any apps, they are not smart TVs.

Each exhibit booth will have a **power socket** for personal laptop. Please note that a laptop **will not** be provided.

There will be no hardware internet connectivity. However, the exhibits area will have Wi-Fi.



No rubbish bins will be provided inside the booths. Exhibitors must make sure to follow the venue's waste disposal guidelines.

As indicated in section 2 of the current handbook, in order to ensure smooth operation of COP 28 exhibits, we kindly ask all exhibitors to make sure that they dismantle **on time** and leave **no rubbish and/or any exhibit materials or personal belongings in the booth** when leaving the booth. **If you leave your exhibit booth untidy at the end of your exhibit slot, you will not be granted an exhibit slot at the next conference.**

Please note that it is not possible to organize a reception inside an exhibit booth. Hence, catering **cannot** be ordered to the exhibit booth.



9. Editing exhibit's description

Exhibitors cannot edit their exhibit applications in SEORS after the confirmation of their exhibit

Please note that once your exhibit has been confirmed, the primary thematic category of your exhibit cannot be changed as this is factored in the selection and allocation.

If you need to update the description of your exhibit, please communicate what needs to be changed to the secretariat **via the communication log in the personal [SEORS](#) account of the lead exhibit organizer** or by **sending an email to see@unfccc.int**, and we will manually update your application.

Please be reminded of the following **character limit** for the exhibit's description in SEORS which cannot be exceeded: **300 characters including spaces**.



We kindly ask all exhibitors to let us know if their exhibit proposal needs to be updated as early as possible. Please note that there is no guarantee that we will be able to update the description of your exhibit before the start of your exhibit slot if you submit your request after the start of the conference.

10. Consignments

Exhibitors have the possibility to obtain consignment labels.

If you need a consignment label, please send your request to see@unfccc.int.

For information on consignments and shipping, please refer to [this section of the COP 28 Information for Participants available on the official UNFCCC website](#).

11. Sustainability rating

The secretariat also encourages all exhibitors to ensure that their exhibits are sustainable. Please note that the secretariat will take note of your exhibit's sustainability level:

- **GREEN** - electronic dissemination only;
- **ORANGE** - limited number of printed materials combined with electronic dissemination;
- **RED** - a lot of leftover printed materials.

Participants are encouraged to print and photocopy only what is absolutely necessary prior to and during the sessions.

Participants are asked to refrain from distributing any printed materials, such as publications and information related to side events and exhibits, other meetings, or future conferences. The electronic dissemination of information is strongly encouraged.



Any publications left behind in the exhibit booth will be a waste. It is the responsibility of the organizer to arrange for the return shipment of materials.

12. Communicating with the Side Events and Exhibits Coordination team

The Observer Relations team is your primary contact point for any questions related to exhibits. Therefore, we encourage all exhibit organizers to address your questions directly to us via the communication log in SEORS or by sending an email to see@unfccc.int.

To open the communication log in SEORS, please use the **“Communicate with the secretariat”** button function in the “Action” column of your personal SEORS account next to your exhibit application:

United Nations
Climate Change

Home CDM JI CC/Net TTClear

NEGOTIATIONS

Meetings

Side Events & Exhibits

UN Climate Change Conference November/December 2023 (COP 28)

Personal account

Side events schedule

List of exhibits

Archive

UNFCCC Calendar

Rio Conventions Calendar

Webcast & Videos

Documents & Decisions

Bodies

PROCESS

Your location: Home > UN Climate Change Conference November/December 2023 (COP 28) > Side events and exhibits > Personal account

You are logged in as Polina_test Logout

Side Events & Exhibits | UN Climate Change Conference November/December 2023 (COP 28)

Personal account

Ms. Polina Popova
Secretariat of the United Nations Framework Convention on Climate Change (UNFCCC)

Click to change your contact details/password

Side event(s)

| Preferred date | Scheduled | Title / theme / speakers | Thematic categories | Activities | Status | Attachments | Action |
|-----------------------|-----------|---|--|------------|--------|-------------|---|
| Monday 04 Dec 2023 | Pending | Test side event application Test side event application Speakers: Test side event application | Adaptation, including loss and damage Built environment | | Draft | | [Communicate with the secretariat] [Edit] [Request authorization from your NP/IDCP] |

Click to create a side event application

Exhibit(s)

| Scheduled | Theme | Thematic categories | Activities | Status | Attachments | Action |
|-----------|-------------------|---|------------|----------|-------------|------------------------------------|
| Pending | Exhibit - testing | Adaptation, Resilience and Loss & Damage Built environment | | Declined | | [Communicate with the secretariat] |

Comments

Exhibit 'Exhibit - testing'

Add a new message:

Dear colleagues,

I have a question about my exhibit application...

Send Reset

From/Date Status Event/Message

Please be reminded that, as explained in section 4 of the current handbook, the lead organizer of the exhibit acts as the focal point for the joint exhibit towards the secretariat. Therefore, any queries concerning your joint exhibit should be sent **via the communication log in the lead organizer's personal SEORS account**.



13. How to add an attachment in SEORS

The secretariat encourages exhibitors to use the upload facility within the SEORS personal account to upload information and electronic publications to the UNFCCC website.

All uploads are linked to the [official exhibits schedule in SEORS](#) and may be publicly viewed, thus giving your event visibility both before and after the session as they will remain available in the SEORS [archive](#).

| Scheduled | Time/Location | Organizer | Title / theme / speakers | Type of events | Attachments |
|---------------------|-----------------------------|--|--------------------------------|----------------|------------------------|
| Monday, 06 Jun 2022 | 11:30--13:00 Kaminzimmer | Secretariat of the United Nations Framework Convention on Climate Change (UNFCCC) Ms. Polina Popova | Test Test Speakers: Test | | Attachment XYZ (11 kb) |



Please note that **only the lead exhibit organizer** can upload an attachment to the official schedule. We kindly ask you not to send your attachments to the secretariat via email. Instead, please follow the steps outlines below.

To access the upload facility please follow the instructions below.

1. Log in to your SEORS account and click under “Attachments”

Personal account

Ms. Polina Popova
Secretariat of the United Nations Framework Convention on Climate Change (UNFCCC)
[Click to change your contact details/password](#)

Side event(s)

| Preferred date | Scheduled | Title / theme / speakers | Thematic categories | Activities | Status | Attachments |
|----------------|-----------|--------------------------------|--|------------|-------------|---|
| Any available | Pending | Test Test Speakers: Test | Advancing Implementation-Adaptation/Resilience Aviation | | Negotiation | [upload] [upload] |

Lead applicant: Secretariat of the United Nations Framework Convention on Climate Change (UNFCCC), by [Ms. Polina Popova](#).
Co-applicant: Secretariat of the United Nations Framework Convention on Climate Change (UNFCCC), by [Mr. Claudemir da Silva](#).

2. Upload the attachment via the pop-up window:

Upload attachment

seors.unfccc.int/applications/seors/attachments/form/render_fo...

Upload attachment

Description

Attachment XYZ

File to upload

Choose file

No file chosen

Save and continue

No file chosen

Close window

3. To delete an attachment, click on the “x” sign next to the attachment in your personal account in SEORS:



| Attachments |
|---|
| [upload] [upload] Attachment XYZ [11 kb] [x] |

- There is no limit to the number of files that can be uploaded.
- The size of each attachment is, however, limited to 4 MB.
- You can reduce the size of individual files by converting them into the PDF format.
- Bigger presentations can be split into multiple documents.
- Links cannot be directly uploaded. We would advise saving the link in a document, which then can be uploaded.

14. Use of UNFCCC logo

Exhibit organizers may not use the UNFCCC logo unless they have a dedicated partnership with the Secretariat. For further information, please consult [this section of the COP 28 Information for Participants available on the official UNFCCC website](#).

15. Useful links

- [COP 28 Information for Participants \(A-Z\) on the official UNFCCC website](#)
- [Information on how to attend COP 28 exhibits](#)
- [Frequently Asked Questions about Side Events and Exhibits](#)
- [SEORS User Manual](#)